



# 2021 Toyota U.S. Open Championships

Greensboro

December 1 - 4

**Event 101**

1 DEC 2021 - 6:00 PM

Women's 800m Freestyle

Fastest Heats

## Results Summary

### Event Number 1

	Record	Splits	Name	NAT Code	Location	Date
<b>WR</b>	8:04.79	57.98 1:59.42	4:01.98 LEDECKY Katie	USA	Rio de Janeiro (BRA)	12 AUG 2016
<b>AR</b>	8:04.79	57.98 1:59.42	4:01.98 LEDECKY Katie	USA	Rio (BRA)	12 AUG 2016
<b>US</b>	8:06.68	58.82 2:00.20	4:03.22 LEDECKY Katie	USA	Austin, TX (USA)	17 JAN 2016
<b>CR</b>	8:14.59	58.47 2:00.08	4:04.96 LEDECKY Katie	USA	Atlanta, GA (USA)	4 DEC 2019
<b>WJ</b>	8:11.00	59.44 2:01.48	4:05.70 LEDECKY Katie	USA	Shenandoah (USA)	19 JUN 2014

### Fastest Heats

Rank	Heat	Lane	Name	Club Code	Year of Birth	R.T.	Time	Time Behind			
<b>1</b>	<b>1</b>	<b>4</b>	<b>LEDECKY Katie</b>	UN-FL	1997	0.64	<b>8:12.81</b>				
			50m 28.51	100m 59.25	150m 1:29.72	200m 2:00.91	250m 2:32.02	300m 3:03.46	350m 3:34.44	400m 4:05.68	
											CR
			450m 4:36.35	500m 5:07.59	550m 5:38.51	600m 6:10.06	650m 6:41.10	700m 7:12.58	750m 7:42.86	800m 8:12.81	
			30.67	31.24	30.92	31.55	31.04	31.48	30.28	29.95	
<b>2</b>	<b>1</b>	<b>5</b>	<b>SMITH Leah</b>	TXLA	1995	0.68	<b>8:23.78</b>	10.97			
			50m 28.30	100m 1:00.39	150m 1:31.40	200m 2:03.76	250m 2:35.44	300m 3:07.32	350m 3:39.18	400m 4:11.19	
			450m 4:43.05	500m 5:14.71	550m 5:45.84	600m 6:18.12	650m 6:49.98	700m 7:21.58	750m 7:53.34	800m 8:23.78	
			31.86	31.66	31.13	32.28	31.86	31.60	31.76	30.44	
<b>3</b>	<b>1</b>	<b>3</b>	<b>SCHMIDT Sierra</b>	SAC	1998	0.74	<b>8:34.80</b>	21.99			
			50m 29.22	100m 1:00.89	150m 1:32.57	200m 2:04.79	250m 2:36.85	300m 3:09.31	350m 3:41.53	400m 4:14.06	
			450m 4:46.30	500m 5:19.19	550m 5:51.53	600m 6:24.60	650m 6:57.10	700m 7:30.00	750m 8:02.80	800m 8:34.80	
			32.24	32.89	32.34	33.07	32.50	32.90	32.80	32.00	
<b>4</b>	<b>2</b>	<b>5</b>	<b>BAUER Elise</b>	FLOR	2002	0.70	<b>8:43.03</b>	30.22			
			50m 30.08	100m 1:02.82	150m 1:35.81	200m 2:08.83	250m 2:41.59	300m 3:14.61	350m 3:47.61	400m 4:20.60	
			450m 4:53.46	500m 5:26.43	550m 5:59.40	600m 6:32.50	650m 7:05.45	700m 7:38.27	750m 8:10.88	800m 8:43.03	
			32.86	32.97	32.97	33.10	32.95	32.82	32.61	32.15	
<b>5</b>	<b>1</b>	<b>6</b>	<b>BELLIO Katrina</b>	ESWI	♦ 2004	0.74	<b>8:44.06</b>	31.25			
			50m 30.17	100m 1:02.18	150m 1:35.09	200m 2:07.99	250m 2:41.35	300m 3:14.43	350m 3:47.93	400m 4:21.14	
			450m 4:54.40	500m 5:27.52	550m 6:00.67	600m 6:33.63	650m 7:06.79	700m 7:39.54	750m 8:12.11	800m 8:44.06	
			33.26	33.12	33.15	32.96	33.16	32.75	32.57	31.95	
<b>6</b>	<b>1</b>	<b>2</b>	<b>HIERATH Yara</b>	NCS	2001	0.73	<b>8:45.38</b>	32.57			
			50m 30.36	100m 1:03.04	150m 1:35.49	200m 2:08.63	250m 2:41.73	300m 3:15.20	350m 3:48.45	400m 4:21.84	
			450m 4:55.00	500m 5:28.24	550m 6:01.42	600m 6:34.61	650m 7:07.77	700m 7:40.78	750m 8:13.44	800m 8:45.38	
			33.16	33.24	33.18	33.19	33.16	33.01	32.66	31.94	
<b>7</b>	<b>2</b>	<b>3</b>	<b>HAN Kayla</b>	RMDA	2008	0.72	<b>8:46.18</b>	33.37			
			50m 29.78	100m 1:02.66	150m 1:35.65	200m 2:09.21	250m 2:41.81	300m 3:15.39	350m 3:48.21	400m 4:22.03	
			450m 4:54.87	500m 5:28.73	550m 6:01.38	600m 6:35.11	650m 7:07.85	700m 7:41.41	750m 8:13.78	800m 8:46.18	
			32.84	33.86	32.65	33.73	32.74	33.56	32.37	32.40	
<b>8</b>	<b>1</b>	<b>7</b>	<b>COX Jillian</b>	UN-ST	♦ 2005	0.68	<b>8:46.42</b>	33.61			
			50m 30.51	100m 1:02.67	150m 1:36.32	200m 2:09.25	250m 2:42.35	300m 3:14.81	350m 3:48.13	400m 4:20.74	
			450m 4:54.03	500m 5:26.88	550m 6:00.46	600m 6:33.31	650m 7:07.21	700m 7:40.32	750m 8:14.52	800m 8:46.42	
			33.29	32.85	33.58	32.85	33.90	33.11	34.20	31.90	
<b>9</b>	<b>2</b>	<b>7</b>	<b>JANSEN Ella</b>	ESWI	♦ 2005	0.77	<b>8:46.59</b>	33.78			
			50m 29.65	100m 1:01.43	150m 1:34.20	200m 2:06.77	250m 2:39.66	300m 3:12.48	350m 3:45.52	400m 4:18.48	
			450m 4:51.77	500m 5:24.70	550m 5:58.40	600m 6:31.73	650m 7:05.73	700m 7:39.52	750m 8:13.72	800m 8:46.59	
			33.29	32.93	33.70	33.33	34.00	33.79	34.20	32.87	
<b>10</b>	<b>1</b>	<b>1</b>	<b>MATHIEU Tylor</b>	FLOR	2000	0.81	<b>8:47.23</b>	34.42			
			50m 30.19	100m 1:03.76	150m 1:37.06	200m 2:10.68	250m 2:44.02	300m 3:17.68	350m 3:50.90	400m 4:24.63	
			450m 4:57.76	500m 5:30.91	550m 6:03.81	600m 6:36.99	650m 7:09.78	700m 7:42.81	750m 8:15.70	800m 8:47.23	
			33.13	33.15	32.90	33.18	32.79	33.03	32.89	31.53	

Official Timekeeping by Omega





# 2021 Toyota U.S. Open Championships

Greensboro

December 1 - 4

Event 101

1 DEC 2021 - 6:00 PM

Women's 800m Freestyle

Fastest Heats

## Results Summary

### Event Number 1

#### Fastest Heats

Rank	Heat	Lane	Name	Club Code	Year of Birth	R.T.	Time	Time Behind
<b>11</b>	<b>2</b>	<b>4</b>	<b>STONEBURG Blair</b>	<b>TCA</b>	<b>◆ 2004</b>	<b>0.70</b>	<b>8:49.51</b>	<b>36.70</b>
	50m 29.58	100m 1:02.30	150m 1:35.23	200m 2:08.44	250m 2:41.51	300m 3:14.77	350m 3:47.83	400m 4:21.34
		32.72	32.93	33.21	33.07	33.26	33.06	33.51
	450m 4:54.77	500m 5:28.39	550m 6:01.83	600m 6:35.85	650m 7:09.53	700m 7:43.24	750m 8:16.86	
	33.43	33.62	33.44	34.02	33.68	33.71	33.62	32.65
<b>12</b>	<b>2</b>	<b>1</b>	<b>GOLDING Kathleen</b>	<b>FLOR</b>	<b>2000</b>	<b>0.79</b>	<b>8:51.92</b>	<b>39.11</b>
	50m 30.49	100m 1:03.76	150m 1:36.79	200m 2:10.46	250m 2:43.59	300m 3:17.16	350m 3:50.25	400m 4:24.21
		33.27	33.03	33.67	33.13	33.57	33.09	33.96
	450m 4:57.36	500m 5:31.19	550m 6:04.35	600m 6:38.47	650m 7:11.93	700m 7:45.86	750m 8:18.85	
	33.15	33.83	33.16	34.12	33.46	33.93	32.99	33.07
<b>13</b>	<b>3</b>	<b>3</b>	<b>KIM Chloe</b>	<b>SCAR</b>	<b>◆ 2007</b>	<b>0.68</b>	<b>8:52.74</b>	<b>39.93</b>
	50m 30.52	100m 1:03.64	150m 1:37.16	200m 2:10.88	250m 2:44.28	300m 3:18.36	350m 3:52.07	400m 4:26.05
		33.12	33.52	33.72	33.40	34.08	33.71	33.98
	450m 4:59.56	500m 5:33.46	550m 6:06.73	600m 6:40.55	650m 7:13.70	700m 7:47.45	750m 8:20.76	
	33.51	33.90	33.27	33.82	33.15	33.75	33.31	31.98
<b>14</b>	<b>2</b>	<b>6</b>	<b>REYNA Alexa</b>	<b>BAD</b>	<b>◆ 2005</b>	<b>0.73</b>	<b>8:54.74</b>	<b>41.93</b>
	50m 30.26	100m 1:03.08	150m 1:36.44	200m 2:09.74	250m 2:43.20	300m 3:16.69	350m 3:50.28	400m 4:23.93
		32.82	33.36	33.30	33.46	33.49	33.59	33.65
	450m 4:57.77	500m 5:31.45	550m 6:05.48	600m 6:39.35	650m 7:13.34	700m 7:47.46	750m 8:21.47	
	33.84	33.68	34.03	33.87	33.99	34.12	34.01	33.27
<b>15</b>	<b>1</b>	<b>8</b>	<b>DAFOE Claire</b>	<b>NOVA</b>	<b>◆ 2004</b>	<b>0.81</b>	<b>8:58.07</b>	<b>45.26</b>
	50m 30.75	100m 1:03.18	150m 1:36.93	200m 2:10.14	250m 2:44.32	300m 3:17.59	350m 3:51.79	400m 4:25.30
		32.43	33.75	33.21	34.18	33.27	34.20	33.51
	450m 4:59.55	500m 5:33.26	550m 6:07.81	600m 6:41.71	650m 7:16.42	700m 7:50.17	750m 8:24.78	
	34.25	33.71	34.55	33.90	34.71	33.75	34.61	33.29
<b>16</b>	<b>3</b>	<b>5</b>	<b>HURST Kate</b>	<b>SCAR</b>	<b>◆ 2005</b>	<b>0.73</b>	<b>9:01.36</b>	<b>48.55</b>
	50m 31.18	100m 1:04.70	150m 1:38.58	200m 2:12.57	250m 2:46.71	300m 3:20.58	350m 3:54.89	400m 4:29.09
		33.52	33.88	33.99	34.14	33.87	34.31	34.20
	450m 5:03.51	500m 5:37.60	550m 6:12.03	600m 6:46.41	650m 7:20.85	700m 7:54.87	750m 8:29.01	
	34.42	34.09	34.43	34.38	34.44	34.02	34.14	32.35
<b>17</b>	<b>2</b>	<b>8</b>	<b>COFFEY Audrey</b>	<b>NEB</b>	<b>2000</b>	<b>0.70</b>	<b>9:10.14</b>	<b>57.33</b>
	50m 31.00	100m 1:04.20	150m 1:38.75	200m 2:12.81	250m 2:47.47	300m 3:21.69	350m 3:56.71	400m 4:31.09
		33.20	34.55	34.06	34.66	34.22	35.02	34.38
	450m 5:06.24	500m 5:40.65	550m 6:15.64	600m 6:50.51	650m 7:25.43	700m 8:00.81	750m 8:36.42	
	35.15	34.41	34.99	34.87	34.92	35.38	35.61	33.72
<b>18</b>	<b>2</b>	<b>2</b>	<b>PETERSON Sanna</b>	<b>NOVA</b>	<b>◆ 2004</b>	<b>0.81</b>	<b>9:10.25</b>	<b>57.44</b>
	50m 30.37	100m 1:04.08	150m 1:37.61	200m 2:11.87	250m 2:45.83	300m 3:20.66	350m 3:55.38	400m 4:30.07
		33.71	33.53	34.26	33.96	34.83	34.72	34.69
	450m 5:04.73	500m 5:39.72	550m 6:14.83	600m 6:50.14	650m 7:24.68	700m 8:00.55	750m 8:35.41	
	34.66	34.99	35.11	35.31	34.54	35.87	34.86	34.84
<b>19</b>	<b>3</b>	<b>4</b>	<b>RUSSELL Katie</b>	<b>NOVA</b>	<b>◆ 2004</b>	<b>0.74</b>	<b>9:15.51</b>	<b>1:02.70</b>
	50m 31.81	100m 1:05.79	150m 1:39.87	200m 2:14.14	250m 2:48.75	300m 3:23.44	350m 3:58.09	400m 4:33.27
		33.98	34.08	34.27	34.61	34.69	34.65	35.18
	450m 5:08.38	500m 5:43.59	550m 6:18.90	600m 6:54.56	650m 7:29.68	700m 8:05.29	750m 8:40.88	
	35.11	35.21	35.31	35.66	35.12	35.61	35.59	34.63

<b>Legend:</b>	<b>AR</b> American Record	<b>CR</b> Championship Record	<b>R.T.</b> Reaction Time	<b>US</b> US Open Record
	<b>WJ</b> World Junior Record	<b>WR</b> World Record	<b>◆</b> Junior swimmer	

Official Timekeeping by Omega





# 2021 Toyota U.S. Open Championships

Greensboro

December 1 - 4

Event 102

1 DEC 2021 - 6:09 PM

Men's 800m Freestyle

Fastest Heats

## Results Summary

### Event Number 2

	Record	Splits			Name	NAT Code	Location	Date
<b>WR</b>	7:32.12	55.20	1:52.55	3:46.79	ZHANG Lin	CHN	Rome (ITA)	29 JUL 2009
<b>AR</b>	7:41.87	56.42	1:54.97	3:51.97	FINKE Bobby	USA	Tokyo (JPN)	31 JUL 2021
<b>US</b>	7:44.57	55.99	1:54.69	3:52.75	GROTHE Zane	USA	Irvine, CA (USA)	29 JUL 2018
<b>CR</b>	7:47.27				la TOURETTE Chad	USA	Federal Way, WA (USA)	8 AUG 2009
<b>WJ</b>	7:45.67	55.75	1:53.99	3:52.05	<b>BEST TIME</b>		Dubai (UAE)	28 AUG 2013

### Fastest Heats

Rank	Heat	Lane	Name	Club Code	Year of Birth	R.T.	Time	Time Behind
<b>1</b>	<b>1</b>	<b>4</b>	<b>FINKE Bobby</b>	FLOR	1999	0.75	<b>7:54.07</b>	
		50m 27.42	100m 57.36	150m 1:27.38	200m 1:57.50	250m 2:27.52	300m 2:57.64	350m 3:27.62
			29.94	30.02	30.12	30.02	30.12	29.98
		450m 4:27.42	500m 4:57.32	550m 5:27.26	600m 5:57.16	650m 6:27.26	700m 6:57.21	750m 7:26.87
		29.80	29.90	29.94	29.90	30.10	29.95	29.66
								27.20
<b>2</b>	<b>1</b>	<b>2</b>	<b>CLARK Charlie</b>	OSU	2002	0.68	<b>7:54.40</b>	0.33
		50m 28.21	100m 58.35	150m 1:28.46	200m 1:58.83	250m 2:28.57	300m 2:59.33	350m 3:29.32
			30.14	30.11	30.37	30.31	2:59.33	400m 3:59.53
		450m 4:29.33	500m 4:59.12	550m 5:28.51	600m 5:58.17	650m 6:27.54	700m 6:57.22	750m 7:25.69
		29.80	29.79	29.39	29.66	29.37	29.68	28.47
								28.71
<b>3</b>	<b>1</b>	<b>3</b>	<b>CAMBLONG Tommy-Lee</b>	UN-AZ	2001	0.75	<b>8:01.33</b>	7.26
		50m 27.91	100m 58.08	150m 1:28.02	200m 1:58.27	250m 2:28.57	300m 2:59.16	350m 3:29.32
			30.17	29.94	30.25	30.30	30.59	400m 3:59.95
		450m 4:30.00	500m 5:00.41	550m 5:30.85	600m 6:01.09	650m 6:31.51	700m 7:01.76	750m 7:31.94
		30.05	30.41	30.44	30.24	30.42	30.25	30.18
								29.39
<b>4</b>	<b>1</b>	<b>5</b>	<b>GALLANT Will</b>	NCS	2001	0.67	<b>8:05.34</b>	11.27
		50m 27.58	100m 57.15	150m 1:27.54	200m 1:57.66	250m 2:27.97	300m 2:58.12	350m 3:28.62
			29.57	30.39	30.12	30.31	30.15	400m 3:59.10
		450m 4:29.54	500m 5:00.15	550m 5:30.82	600m 6:01.73	650m 6:32.69	700m 7:03.77	750m 7:35.03
		30.44	30.61	30.67	30.91	30.96	31.08	31.26
								30.31
<b>5</b>	<b>1</b>	<b>1</b>	<b>BROWN Eric</b>	PCSC	2002	0.71	<b>8:06.85</b>	12.78
		50m 27.32	100m 57.37	150m 1:27.36	200m 1:57.91	250m 2:27.84	300m 2:58.53	350m 3:29.02
			30.05	29.99	30.55	29.93	30.69	400m 3:59.79
		450m 4:30.39	500m 5:01.32	550m 5:32.32	600m 6:03.91	650m 6:34.95	700m 7:05.99	750m 7:36.84
		30.60	30.93	31.00	31.59	31.04	31.04	30.85
								30.01
<b>6</b>	<b>2</b>	<b>3</b>	<b>CHAI Matthew</b>	FAST	♦ 2003	0.84	<b>8:09.74</b>	15.67
		50m 27.80	100m 58.42	150m 1:29.15	200m 2:00.30	250m 2:31.38	300m 3:02.86	350m 3:34.18
			30.62	30.73	31.15	31.08	31.48	400m 4:05.70
		450m 4:37.21	500m 5:08.64	550m 5:40.04	600m 6:11.36	650m 6:42.44	700m 7:12.86	750m 7:41.84
		31.51	31.43	31.40	31.32	31.08	30.42	28.98
								27.90
<b>7</b>	<b>1</b>	<b>8</b>	<b>GRAVLEY Brennan</b>	FLOR	2000	0.67	<b>8:09.78</b>	15.71
		50m 28.07	100m 58.29	150m 1:29.25	200m 1:59.87	250m 2:31.12	300m 3:01.84	350m 3:33.30
			30.22	30.96	30.62	31.25	30.72	400m 4:04.04
		450m 4:35.32	500m 5:06.03	550m 5:37.58	600m 6:08.30	650m 6:39.64	700m 7:10.14	750m 7:41.28
		31.28	30.71	31.55	30.72	31.34	30.50	31.14
								28.50
<b>8</b>	<b>2</b>	<b>4</b>	<b>WATSON Tyler</b>	FLOR	2001	0.73	<b>8:13.70</b>	19.63
		50m 27.95	100m 58.18	150m 1:28.79	200m 2:00.01	250m 2:31.19	300m 3:02.64	350m 3:33.87
			30.23	30.61	31.22	31.18	31.45	400m 4:05.56
		450m 4:36.91	500m 5:08.32	550m 5:39.93	600m 6:11.14	650m 6:42.29	700m 7:13.74	750m 7:44.62
		31.35	31.41	31.61	31.21	31.15	31.45	30.88
								29.08
<b>9</b>	<b>2</b>	<b>5</b>	<b>PARENT Josh</b>	ABF	♦ 2004	0.67	<b>8:13.71</b>	19.64
		50m 27.95	100m 58.48	150m 1:29.45	200m 2:00.51	250m 2:31.87	300m 3:02.99	350m 3:34.20
			30.53	30.97	31.06	31.36	31.12	400m 4:05.47
		450m 4:36.92	500m 5:08.15	550m 5:39.68	600m 6:11.01	650m 6:42.39	700m 7:13.64	750m 7:44.42
		31.45	31.23	31.53	31.33	31.38	31.25	30.78
								29.29
<b>10</b>	<b>1</b>	<b>7</b>	<b>LINDHOLM Oskar</b>	FLOR	2001	0.75	<b>8:13.87</b>	19.80
		50m 28.34	100m 58.67	150m 1:30.06	200m 2:01.00	250m 2:32.33	300m 3:03.65	350m 3:35.21
			30.33	31.39	30.94	31.33	31.32	400m 4:06.70
		450m 4:37.95	500m 5:09.19	550m 5:40.51	600m 6:11.52	650m 6:42.86	700m 7:13.92	750m 7:44.73
		31.25	31.24	31.32	31.01	31.34	31.06	30.81
								29.14

Official Timekeeping by Omega





# 2021 Toyota U.S. Open Championships

Greensboro

December 1 - 4

**Event 102**

1 DEC 2021 - 6:09 PM

Men's 800m Freestyle

Fastest Heats

## Results Summary

Event Number 2

### Fastest Heats

Rank	Heat	Lane	Name	Club Code	Year of Birth	R.T.	Time	Time Behind
<b>11</b>	<b>1</b>	<b>6</b>	<b>PLAGE James</b>	<b>NCS</b>	<b>2002</b>	<b>0.69</b>	<b>8:16.63</b>	<b>22.56</b>
	50m 28.11	100m 58.24	150m 1:29.32	200m 2:00.29	250m 2:31.70	300m 3:03.24	350m 3:34.67	400m 4:05.87
		30.13	31.08	30.97	31.41	31.54	31.43	31.20
	450m 4:37.48	500m 5:08.79	550m 5:40.25	600m 6:11.70	650m 6:43.40	700m 7:14.96	750m 7:46.50	
	31.61	31.31	31.46	31.45	31.70	31.56	31.54	30.13
<b>12</b>	<b>2</b>	<b>7</b>	<b>BENDORAITIS Steven</b>	<b>SCAR</b>	<b>♦ 2004</b>	<b>0.72</b>	<b>8:20.69</b>	<b>26.62</b>
	50m 28.74	100m 58.80	150m 1:30.46	200m 2:01.32	250m 2:33.20	300m 3:04.38	350m 3:36.28	400m 4:07.59
		30.06	31.66	30.86	31.88	31.18	31.90	31.31
	450m 4:39.47	500m 5:11.11	550m 5:43.11	600m 6:14.93	650m 6:47.28	700m 7:18.87	750m 7:50.77	
	31.88	31.64	32.00	31.82	32.35	31.59	31.90	29.92
<b>13</b>	<b>2</b>	<b>1</b>	<b>D'ORIANO Nicolas</b>	<b>WOLF</b>	<b>1997</b>	<b>0.94</b>	<b>8:21.40</b>	<b>27.33</b>
	50m 28.68	100m 1:00.16	150m 1:31.32	200m 2:03.22	250m 2:34.82	300m 3:07.08	350m 3:38.25	400m 4:09.83
		31.48	31.16	31.90	31.60	32.26	31.17	31.58
	450m 4:41.38	500m 5:13.04	550m 5:44.76	600m 6:17.63	650m 6:48.57	700m 7:19.48	750m 7:50.85	
	31.55	31.66	31.72	32.87	30.94	30.91	31.37	30.55
<b>14</b>	<b>2</b>	<b>2</b>	<b>LOUW Henre</b>	<b>UN-US</b>	<b>2002</b>	<b>0.73</b>	<b>8:24.16</b>	<b>30.09</b>
	50m 28.51	100m 1:00.01	150m 1:31.33	200m 2:03.43	250m 2:35.06	300m 3:07.37	350m 3:39.22	400m 4:11.51
		31.50	31.32	32.10	31.63	32.31	31.85	32.29
	450m 4:43.58	500m 5:16.20	550m 5:47.85	600m 6:19.93	650m 6:52.02	700m 7:24.09	750m 7:54.67	
	32.07	32.62	31.65	32.08	32.09	32.07	30.58	29.49
<b>15</b>	<b>2</b>	<b>6</b>	<b>DRISCOLL Brendan</b>	<b>UN-NC</b>	<b>2000</b>	<b>0.68</b>	<b>8:25.27</b>	<b>31.20</b>
	50m 28.75	100m 59.63	150m 1:31.69	200m 2:03.24	250m 2:35.19	300m 3:06.96	350m 3:38.81	400m 4:10.58
		30.88	32.06	31.55	31.95	31.77	31.85	31.77
	450m 4:42.74	500m 5:14.56	550m 5:46.85	600m 6:18.93	650m 6:50.84	700m 7:22.99	750m 7:54.96	
	32.16	31.82	32.29	32.08	31.91	32.15	31.97	30.31
<b>16</b>	<b>2</b>	<b>8</b>	<b>BERNSTEIN Jackson</b>	<b>UN-SI</b>	<b>2002</b>	<b>0.73</b>	<b>8:28.00</b>	<b>33.93</b>
	50m 29.33	100m 59.86	150m 1:31.92	200m 2:03.32	250m 2:35.71	300m 3:07.35	350m 3:39.81	400m 4:11.75
		30.53	32.06	31.40	32.39	31.64	32.46	31.94
	450m 4:44.40	500m 5:16.31	550m 5:48.87	600m 6:20.92	650m 6:53.65	700m 7:25.38	750m 7:57.50	
	32.65	31.91	32.56	32.05	32.73	31.73	32.12	30.50

<b>Legend:</b>	<b>AR</b> American Record	<b>CR</b> Championship Record	<b>R.T.</b> Reaction Time	<b>US</b> US Open Record
	<b>WJ</b> World Junior Record	<b>WR</b> World Record	♦ Junior swimmer	

Official Timekeeping by Omega





# 2021 Toyota U.S. Open Championships

Greensboro

December 1 - 4

Event 3

2 DEC 2021 - 10:00 AM

Women's 400m Freestyle

Heats

## Results Summary

Event Number 3

	Record	Splits			Name	NAT Code	Location	Date
<b>WR</b>	3:56.46	57.05	1:57.11	2:57.62	LEDECKY Katie	USA	Rio de Janeiro (BRA)	7 AUG 2016
<b>AR</b>	3:56.46	57.05	1:57.11	2:57.62	LEDECKY Katie	USA	Rio (BRA)	7 AUG 2016
<b>US</b>	3:57.94	57.07	1:57.70	2:58.15	LEDECKY Katie	USA	Indianapolis, IN (USA)	17 MAY 2018
<b>CR</b>	4:00.81	57.80	1:58.56	2:59.44	LEDECKY Katie	USA	Atlanta, GA (USA)	5 DEC 2019
<b>WJ</b>	3:58.37	57.87	1:58.30	2:58.74	LEDECKY Katie	USA	Gold Coast (AUS)	21 AUG 2014

Rank	Heat	Lane	Name	Club Code	Year of Birth	R.T.	Time	Time Behind
<b>1</b>	4	4	<b>LEDECKY Katie</b>	UN-FL	1997	0.69	<b>4:01.64</b>	<b>A</b>
	50m	28.50	100m 58.92	150m 1:29.78	200m 2:01.16	250m 2:31.96	300m 3:03.24	350m 3:32.56
			30.42	30.86	31.38	30.80	31.28	29.08
<b>2</b>	4	5	<b>SCHMIDT Sierra</b>	SAC	1998	0.77	<b>4:13.61</b>	11.97 <b>A</b>
	50m	29.07	100m 1:00.38	150m 1:32.38	200m 2:04.58	250m 2:37.10	300m 3:09.47	350m 3:41.92
			31.31	32.00	32.20	32.52	32.37	32.45
<b>3</b>	3	5	<b>GEMMELL Erin</b>	NCAP	◆ 2004	0.86	<b>4:14.06</b>	12.42 <b>A</b>
	50m	29.11	100m 1:00.90	150m 1:32.70	200m 2:05.11	250m 2:37.59	300m 3:10.13	350m 3:42.33
			31.79	31.80	32.41	32.48	32.54	32.20
<b>4</b>	4	3	<b>BELLIO Katrina</b>	ESWI	◆ 2004	0.74	<b>4:14.52</b>	12.88 <b>A</b>
	50m	29.49	100m 1:01.02	150m 1:33.12	200m 2:05.42	250m 2:37.52	300m 3:10.10	350m 3:42.54
			31.53	32.10	32.30	32.10	32.58	32.44
<b>5</b>	2	4	<b>JANSEN Ella</b>	ESWI	◆ 2005	0.80	<b>4:14.99</b>	13.35 <b>A</b>
	50m	28.93	100m 1:00.49	150m 1:32.66	200m 2:05.33	250m 2:37.82	300m 3:10.42	350m 3:42.90
			31.56	32.17	32.67	32.49	32.60	32.48
<b>6</b>	3	4	<b>MADDEN Paige</b>	UN-VA	1998	0.75	<b>4:16.16</b>	14.52 <b>A</b>
	50m	29.41	100m 1:01.39	150m 1:33.48	200m 2:05.73	250m 2:37.95	300m 3:10.77	350m 3:43.42
			31.98	32.09	32.25	32.22	32.82	32.65
<b>7</b>	2	5	<b>MROZINSKI Julia</b>	TENN	2000	0.68	<b>4:16.34</b>	14.70 <b>A</b>
	50m	29.45	100m 1:02.28	150m 1:35.25	200m 2:07.97	250m 2:40.18	300m 3:12.65	350m 3:44.97
			32.83	32.97	32.72	32.21	32.47	32.32
<b>8</b>	4	6	<b>COX Jillian</b>	UN-ST	◆ 2005	0.68	<b>4:16.57</b>	14.93 <b>A</b>
	50m	29.46	100m 1:00.77	150m 1:33.05	200m 2:05.42	250m 2:38.39	300m 3:11.33	350m 3:44.28
			31.31	32.28	32.37	32.97	32.94	32.95
<b>9</b>	3	3	<b>MATHIEU Tylor</b>	FLOR	2000	0.83	<b>4:16.78</b>	15.14 <b>B</b>
	50m	29.30	100m 1:01.52	150m 1:33.83	200m 2:06.63	250m 2:39.29	300m 3:12.40	350m 3:45.05
			32.22	32.31	32.80	32.66	33.11	32.65
<b>10</b>	4	2	<b>HAN Kayla</b>	RMDA	2008	0.71	<b>4:17.10</b>	15.46 <b>B</b>
	50m	29.65	100m 1:02.06	150m 1:34.41	200m 2:07.11	250m 2:39.08	300m 3:12.17	350m 3:44.83
			32.41	32.35	32.70	31.97	33.09	32.66
<b>11</b>	4	8	<b>GINGRICH Leah</b>	HURR	1990	0.74	<b>4:17.42</b>	15.78 <b>B</b>
	50m	30.16	100m 1:01.91	150m 1:34.79	200m 2:07.24	250m 2:40.08	300m 3:12.48	350m 3:45.48
			31.75	32.88	32.45	32.84	32.40	33.00
<b>12</b>	4	7	<b>GOLDING Kathleen</b>	FLOR	2000	0.78	<b>4:17.56</b>	15.92 <b>B</b>
	50m	29.90	100m 1:01.72	150m 1:34.65	200m 2:07.21	250m 2:40.18	300m 3:13.01	350m 3:45.72
			31.82	32.93	32.56	32.97	32.83	32.71
<b>13</b>	3	6	<b>COETZEE Dune</b>	UN-US	2002	0.84	<b>4:18.05</b>	16.41 <b>B</b>
	50m	29.64	100m 1:01.43	150m 1:33.99	200m 2:06.36	250m 2:39.19	300m 3:12.28	350m 3:45.50
			31.79	32.56	32.37	32.83	33.09	33.22
<b>14</b>	2	3	<b>BAUER Elise</b>	FLOR	2002	0.69	<b>4:19.34</b>	17.70 <b>B</b>
	50m	29.84	100m 1:02.60	150m 1:35.58	200m 2:08.84	250m 2:41.83	300m 3:14.83	350m 3:47.64
			32.76	32.98	33.26	32.99	33.00	32.81
<b>15</b>	2	2	<b>PODKOSCIELNY Julia</b>	PCS	◆ 2004	0.76	<b>4:20.46</b>	18.82 <b>B</b>
	50m		100m 1:01.76	150m 1:34.67	200m 2:07.97			
			1:01.76	32.91	33.30			4:20.46
<b>16</b>	3	2	<b>STONEBURG Blair</b>	TCA	◆ 2004	0.76	<b>4:20.56</b>	18.92 <b>B</b>
	50m	29.57	100m 1:01.66	150m 1:34.23	200m 2:07.35	250m 2:40.65	300m 3:14.27	350m 3:47.91
			32.09	32.57	33.12	33.30	33.62	33.64

Official Timekeeping by Omega





# 2021 Toyota U.S. Open Championships

Greensboro

December 1 - 4

Event 3

2 DEC 2021 - 10:00 AM

Women's 400m Freestyle

Heats

## Results Summary

Event Number 3

Rank	Heat	Lane	Name	Club Code	Year of Birth	R.T.	Time	Time Behind
17	4	1	<b>REYNA Alexa</b>	BAD	◆ 2005	0.73	<b>4:21.19</b>	19.55 C
	50m 29.46	100m 1:01.35	150m 1:33.81	200m 2:06.74	250m 2:40.15	300m 3:13.99	350m 3:47.73	
		31.89	32.46	32.93	33.41	33.84	33.74	33.46
18	3	7	<b>HAEBIG Autumn</b>	NEB	1998	0.87	<b>4:21.42</b>	19.78 C
	50m 30.72	100m 1:03.32	150m 1:36.61	200m 2:09.65	250m 2:43.16	300m 3:16.26	350m 3:49.23	
		32.60	33.29	33.04	33.51	33.10	32.97	32.19
19	2	6	<b>RAY Amanda</b>	FLOR	2002	0.73	<b>4:21.54</b>	19.90 C
	50m 29.89	100m 1:02.75	150m 1:36.16	200m 2:09.63	250m 2:42.63	300m 3:16.02	350m 3:49.04	
		32.86	33.41	33.47	33.00	33.39	33.02	32.50
20	3	8	<b>DAFOE Claire</b>	NOVA	◆ 2004	0.82	<b>4:22.29</b>	20.65 C
	50m 30.75	100m 1:03.32	150m 1:37.03	200m 2:10.28	250m 2:43.87	300m 3:17.00	350m 3:50.48	
		32.57	33.71	33.25	33.59	33.13	33.48	31.81
21	1	2	<b>DOUTHWRIGHT Brooklyn</b>	TENN	2003	0.68	<b>4:23.25</b>	21.61 C
	50m 29.85	100m 1:03.05	150m 1:36.79	200m 2:10.69	250m 2:44.05	300m 3:17.98	350m 3:50.77	
		33.20	33.74	33.90	33.36	33.93	32.79	32.48
22	2	8	<b>SHIMIZU-BOWERS Hana</b>	BAD	◆ 2004	0.79	<b>4:23.95</b>	22.31 C
	50m 30.88	100m 1:03.07	150m 1:36.76	200m 2:09.60	250m 2:43.70	300m 3:16.96	350m 3:51.14	
		32.19	33.69	32.84	34.10	33.26	34.18	32.81
23	1	5	<b>CONZE Maren</b>	NCAP	◆ 2004	0.73	<b>4:25.27</b>	23.63 C
	50m 29.67	100m 1:02.11	150m 1:34.96	200m 2:08.62	250m 2:42.59	300m 3:17.52	350m 3:51.61	
		32.44	32.85	33.66	33.97	34.93	34.09	33.66
24	3	1	<b>MURZILLI Ilaria</b>	NEB	2002	0.77	<b>4:25.39</b>	23.75 C
	50m 30.01	100m 1:02.84	150m 1:35.94	200m 2:09.47	250m 2:43.04	300m 3:17.13	350m 3:51.49	
		32.83	33.10	33.53	33.57	34.09	34.36	33.90
25	1	4	<b>HURST Kate</b>	SCAR	◆ 2005	0.76	<b>4:26.48</b>	24.84 R
	50m 31.25	100m 1:05.27	150m 1:38.72	200m 2:12.83	250m 2:46.25	300m 3:20.33	350m 3:53.87	
		34.02	33.45	34.11	33.42	34.08	33.54	32.61
26	2	1	<b>KIM Chloe</b>	SCAR	◆ 2007	0.70	<b>4:27.91</b>	26.27 R
	50m 30.12	100m 1:03.32	150m 1:36.64	200m 2:10.82	250m 2:44.67	300m 3:19.75	350m 3:53.82	
		33.20	33.32	34.18	33.85	35.08	34.07	34.09
27	1	6	<b>MYERS Ella</b>	NCAP	2003	0.75	<b>4:28.00</b>	26.36
	50m 30.34	100m 1:03.29	150m 1:37.29	200m 2:11.61	250m 2:45.87	300m 3:20.48	350m 3:54.84	
		32.95	34.00	34.32	34.26	34.61	34.36	33.16
28	1	3	<b>PETERSON Sanna</b>	NOVA	◆ 2004	0.81	<b>4:28.28</b>	26.64
	50m 30.77	100m 1:04.25	150m 1:37.66	200m 2:12.08	250m 2:45.74	300m 3:20.53	350m 3:54.46	
		33.48	33.41	34.42	33.66	34.79	33.93	33.82
29	2	7	<b>COFFEY Audrey</b>	NEB	2000	0.67	<b>4:35.18</b>	33.54
	50m 30.59	100m 1:03.77	150m 1:38.64	200m 2:13.65	250m 2:49.61	300m 3:24.85	350m 4:00.95	
		33.18	34.87	35.01	35.96	35.24	36.10	34.23

<b>Legend:</b>	<b>A</b> Qualified for final A	<b>AR</b> American Record	<b>B</b> Qualified for final B	<b>C</b> Qualified for final C
<b>CR</b> Championship Record	<b>R</b> Reserve	<b>R.T.</b> Reaction Time	<b>US</b> US Open Record	
<b>WJ</b> World Junior Record	<b>WR</b> World Record	◆ Junior swimmer		

Official Timekeeping by Omega





# 2021 Toyota U.S. Open Championships

Greensboro

December 1 - 4

Event 4

2 DEC 2021 - 10:21 AM

Men's 400m Freestyle

Heats

## Results Summary

Event Number 4

	Record	Splits			Name	NAT Code	Location	Date
<b>WR</b>	3:40.07	54.42	1:51.02	2:47.17	BIEDERMANN Paul	GER	Rome (ITA)	26 JUL 2009
<b>AR</b>	3:42.78	54.86	1:51.91	2:48.07	JENSEN Larsen	USA	Beijing (CHN)	10 AUG 2008
<b>US</b>	3:43.53	54.67	1:51.14	2:47.52	JENSEN Larsen	USA	Omaha, NE (USA)	29 JUN 2008
<b>CR</b>	3:45.63				GROTHER Zane	USA	Minneapolis, MN (USA)	3 AUG 2016
<b>WJ</b>	3:44.60	53.35	1:50.26	2:47.72	HORTON Mack	AUS	Brisbane (AUS)	1 APR 2014

Rank	Heat	Lane	Name	Club Code	Year of Birth	R.T.	Time	Time Behind	
<b>1</b>	3	4	<b>FREEMAN Trey</b>	FLOR	2000	0.67	<b>3:50.53</b>	<b>A</b>	
		50m	26.76	100m	55.86	150m	1:25.02	200m	1:54.46
					29.10		29.16		29.44
		250m	2:23.78	300m	2:53.14	350m	3:22.27		29.32
							29.13		28.26
<b>2</b>	2	4	<b>KHIEW Hoe Yeon</b>	MAS	2002	0.69	<b>3:54.60</b>	4.07 <b>A</b>	
		50m	26.41	100m	55.26	150m	1:24.64	200m	1:54.26
					28.85		29.38		29.62
		250m	2:24.31	300m	2:54.66	350m	3:24.84		30.05
							30.18		29.76
<b>3</b>	2	3	<b>FINKE Bobby</b>	FLOR	1999	0.75	<b>3:56.27</b>	5.74 <b>A</b>	
		50m	27.03	100m	56.63	150m	1:26.39	200m	1:56.18
					29.60		29.76		29.79
		250m	2:26.18	300m	2:56.16	350m	3:26.45		30.00
							30.29		29.82
<b>4</b>	2	5	<b>CLARK Charlie</b>	OSU	2002	0.71	<b>3:56.87</b>	6.34 <b>A</b>	
		50m	28.11	100m	57.76	150m	1:27.75	200m	1:57.89
					29.65		29.99		30.14
		250m	2:27.90	300m	2:57.88	350m	3:27.83		30.01
							29.95		29.98
<b>5</b>	3	6	<b>BROWN Eric</b>	PCSC	2002	0.73	<b>3:57.24</b>	6.71 <b>A</b>	
		50m	27.35	100m	56.81	150m	1:26.81	200m	1:57.03
					29.46		30.00		30.22
		250m	2:27.13	300m	2:57.41	350m	3:27.59		30.10
							30.18		29.65
<b>6</b>	2	1	<b>WARD Zach</b>	BKYS	2002	0.83	<b>3:57.65</b>	7.12 <b>A</b>	
		50m	27.55	100m	57.26	150m	1:27.33	200m	1:57.60
					29.71		30.07		30.27
		250m	2:27.52	300m	2:58.05	350m	3:28.54		29.92
							30.49		30.53
<b>7</b>	3	3	<b>CAMBLONG Tommy-Lee</b>	UN-AZ	2001	0.73	<b>3:58.52</b>	7.99 <b>A</b>	
		50m	27.61	100m	57.66	150m	1:27.62	200m	1:57.88
					30.05		29.96		30.26
		250m	2:27.71	300m	2:58.11	350m	3:28.45		29.83
							30.34		30.40
<b>8</b>	3	8	<b>CHAI Matthew</b>	FAST	♦ 2003	0.84	<b>3:59.24</b>	8.71 <b>A</b>	
		50m	27.96	100m	57.69	150m	1:28.69	200m	1:59.02
					29.73		31.00		30.33
		250m	2:29.37	300m	2:59.61	350m	3:30.04		30.35
							30.43		29.20
<b>9</b>	3	5	<b>PLAGE James</b>	NCS	2002	0.72	<b>3:59.42</b>	8.89 <b>B</b>	
		50m	27.25	100m	56.77	150m	1:27.15	200m	1:57.79
					29.52		30.38		30.64
		250m	2:28.51	300m	2:59.13	350m	3:29.72		30.72
							30.59		30.62
<b>10</b>	3	2	<b>D'ORIANO Nicolas</b>	WOLF	1997	0.67	<b>3:59.52</b>	8.99 <b>B</b>	
		50m	27.79	100m	57.83	150m	1:28.41	200m	1:59.11
					30.04		30.58		30.70
		250m	2:30.14	300m	3:00.61	350m	3:30.96		31.03
							30.35		30.47
<b>11</b>	2	2	<b>LINDHOLM Oskar</b>	FLOR	2001	0.76	<b>4:00.70</b>	10.17 <b>B</b>	
		50m	27.50	100m	57.66	150m	1:28.31	200m	1:58.84
					30.16		30.65		30.53
		250m	2:29.66	300m	3:00.84	350m	3:31.51		30.82
							30.67		31.18
<b>12</b>	2	7	<b>LOUW Henre</b>	UN-US	2002	0.70	<b>4:00.76</b>	10.23 <b>B</b>	
		50m	27.78	100m	57.77	150m	1:28.39	200m	1:58.81
					29.99		30.62		30.42
		250m	2:29.79	300m	3:00.40	350m	3:31.42		30.98
							31.02		30.61
<b>13</b>	2	8	<b>PARENT Josh</b>	ABF	♦ 2004	0.67	<b>4:00.82</b>	10.29 <b>B</b>	
		50m	27.48	100m	56.60	150m	1:27.00	200m	1:57.56
					29.12		30.40		30.56
		250m	2:28.77	300m	2:59.71	350m	3:31.17		31.21
							31.46		30.94
<b>14</b>	2	6	<b>WATSON Tyler</b>	FLOR	2001	0.76	<b>4:00.87</b>	10.34 <b>B</b>	
		50m	27.67	100m	57.21	150m	1:27.66	200m	1:58.21
					29.54		30.45		30.55
		250m	2:29.07	300m	2:59.99	350m	3:31.04		30.86
							31.05		30.92
<b>15</b>	1	5	<b>MARTIN Andrew</b>	XAV	2001	0.63	<b>4:00.99</b>	10.46 <b>B</b>	
		50m	27.64	100m	57.84	150m	1:28.71	200m	1:59.94
					30.20		30.87		31.23
		250m	2:31.00	300m	3:01.41	350m	3:31.72		31.06
							30.31		30.41
<b>16</b>	1	4	<b>CRAWFORD Jace</b>	FLOR	2002	0.70	<b>4:01.09</b>	10.56 <b>B</b>	
		50m	28.14	100m	58.35	150m	1:28.98	200m	1:59.83
					30.21		30.63		30.85
		250m	2:30.87	300m	3:01.94	350m	3:32.46		31.04
							30.52		31.07

Official Timekeeping by Omega





# 2021 Toyota U.S. Open Championships

Greensboro

December 1 - 4

Event 4

2 DEC 2021 - 10:21 AM

Men's 400m Freestyle

Heats

## Results Summary

Event Number 4

Rank	Heat	Lane	Name	Club Code	Year of Birth	R.T.	Time	Time Behind
<b>17</b>	3	7	<b>GRAVLEY Brennan</b>	FLOR	2000	0.68	<b>4:01.27</b>	10.74 <b>C</b>
	50m 27.86	100m 58.23 30.37	150m 1:29.24 31.01	200m 1:59.90 30.66	250m 2:30.75 30.85	300m 3:01.31 30.56	350m 3:32.42 31.11	28.85
<b>18</b>	1	6	<b>CLARK John</b>	UN-HI	2000	0.69	<b>4:03.75</b>	13.22 <b>C</b>
	50m 27.46	100m 56.96 29.50	150m 1:27.18 30.22	200m 1:57.90 30.72	250m 2:28.83 30.93	300m 3:00.10 31.27	350m 3:32.05 31.95	31.70
<b>19</b>	3	1	<b>SIM Welson Wee Sheng</b>	MAS	1997	0.70	<b>4:04.61</b>	14.08 <b>C</b>
	50m 27.94	100m 58.32 30.38	150m 1:28.93 30.61	200m 1:59.77 30.84	250m 2:30.75 30.98	300m 3:02.36 31.61	350m 3:33.42 31.06	31.19
<b>20</b>	1	7	<b>BENDORAITIS Steven</b>	SCAR	◆ 2004	0.74	<b>4:05.24</b>	14.71 <b>C</b>
	50m 28.29	100m 58.22 29.93	150m 1:29.23 31.01	200m 2:00.18 30.95	250m 2:31.53 31.35	300m 3:02.74 31.21	350m 3:34.55 31.81	30.69
<b>21</b>	1	3	<b>TAYLOR Andrew</b>	UN-MA	2002	0.71	<b>4:05.25</b>	14.72 <b>C</b>
	50m 28.18	100m 59.07 30.89	150m 1:30.25 31.18	200m 2:01.62 31.37	250m 2:33.10 31.48	300m 3:04.62 31.52	350m 3:35.43 30.81	29.82
<b>22</b>	1	2	<b>KAROLCZAK Jan Michal</b>	UVA	2001	0.75	<b>4:05.49</b>	14.96 <b>C</b>
	50m 28.23	100m 59.26 31.03	150m 1:30.08 30.82	200m 2:01.65 31.57	250m 2:32.80 31.15	300m 3:04.43 31.63	350m 3:35.57 31.14	29.92
<b>23</b>	1	1	<b>BERNSTEIN Jackson</b>	UN-SI	2002	0.70	<b>4:08.91</b>	18.38 <b>C</b>
	50m 28.53	100m 59.43 30.90	150m 1:30.68 31.25	200m 2:02.28 31.60	250m 2:33.85 31.57	300m 3:05.92 32.07	350m 3:37.56 31.64	31.35

<b>Legend:</b>	<b>A</b> Qualified for final A	<b>AR</b> American Record	<b>B</b> Qualified for final B	<b>C</b> Qualified for final C
<b>CR</b> Championship Record	<b>R.T.</b> Reaction Time	<b>US</b> US Open Record	<b>WJ</b> World Junior Record	
<b>WR</b> World Record	◆ Junior swimmer			

Official Timekeeping by Omega







# 2021 Toyota U.S. Open Championships

Greensboro

December 1 - 4

Event 5

2 DEC 2021 - 10:40 AM

Women's 200m Individual Medley

Heats

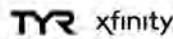
## Results Summary

Event Number 5

	Record	Splits			Name	NAT Code	Location	Date
<b>WR</b>	2:06.12	27.30	58.94	1:35.64	HOSSZU Katinka	HUN	Kazan (RUS)	3 AUG 2015
<b>AR</b>	2:06.15	27.72	59.24	1:36.31	KUKORS Ariana	USA	Roma (ITA)	27 JUL 2009
<b>US</b>	2:08.32	27.94	59.75	1:37.07	BAKER Kathleen	USA	Irvine, CA (USA)	29 JUL 2018
<b>CR</b>	2:08.84	28.47	1:02.45	1:38.72	MARGALIS Melanie	USA	Atlanta, GA (USA)	5 DEC 2019
<b>WJ</b>	2:09.98				IKEE Rikako	JPN	Tokyo (JPN)	29 JAN 2017

Rank	Heat	Lane	Name	Club Code	Year of Birth	R.T.	50m	100m	150m	Time	Time Behind
1	4	4	SMITH Leah	TXLA	1995	0.73	28.82	1:02.72 33.90	1:42.01 39.29	<b>2:12.92</b>	<b>A</b>
2	4	5	SMITH Summer	TENN	2003	0.76	28.81	1:02.40 33.59	1:43.17 40.77	<b>2:15.11</b>	2.19 <b>A</b>
3	4	7	SPINK Camille	NCAP	◆ 2004	0.72	29.60	1:05.33 35.73	1:45.03 39.70	<b>2:16.31</b>	3.39 <b>A</b>
4	2	4	HAY Abby	UOFL	2001	0.78	29.16	1:03.86 34.70	1:43.47 39.61	<b>2:16.40</b>	3.48 <b>A</b>
5	3	5	THOMPSON Emily	GSCY	◆ 2005	0.66	29.79	1:03.45 33.66	1:43.80 40.35	<b>2:16.45</b>	3.53 <b>A</b>
6	3	3	DUNCAN Sophie	NCAP	◆ 2004	0.83	29.74	1:04.64 34.90	1:44.85 40.21	<b>2:16.86</b>	3.94 <b>A</b>
7	3	8	ZAVAROS Mabel	FLOR	2000	0.71	28.63	1:03.38 34.75	1:44.93 41.55	<b>2:16.93</b>	4.01 <b>A</b>
8	3	7	MOSTEK Anya	PAY	2003	0.78	30.42	1:04.79 34.37	1:45.30 40.51	<b>2:17.49</b>	4.57 <b>A</b>
9	2	5	PODKOSCIELNY Julia	PCS	◆ 2004	0.73	29.52	1:04.64 35.12	1:45.07 40.43	<b>2:17.77</b>	4.85 <b>B</b>
10	4	3	GINGRICH Leah	HURR	1990	0.74	29.24	1:04.51 35.27	1:45.75 41.24	<b>2:18.22</b>	5.30 <b>B</b>
11	4	8	van JAARSVELD Marizel	UN-IN	1999	0.62	29.51	1:05.56 36.05	1:45.50 39.94	<b>2:18.80</b>	5.88 <b>B</b>
12	2	6	KIM Sijin	KOR	2003	0.61	29.93	1:05.32 35.39	1:45.65 40.33	<b>2:18.85</b>	5.93 <b>B</b>
13	4	2	SUN Eleanor	NCAP	◆ 2004	0.74	29.56	1:05.75 36.19	1:46.59 40.84	<b>2:18.94</b>	6.02 <b>B</b>
14	2	3	GEMMELL Erin	NCAP	◆ 2004	0.88	30.38	1:06.50 36.12	1:49.01 42.51	<b>2:19.87</b>	6.95 <b>B</b>
15	3	6	KLAMFOTH Avery	MAC-NC	◆ 2007	0.71	30.50	1:06.25 35.75	1:46.78 40.53	<b>2:20.28</b>	7.36 <b>B</b>
16	2	2	RAINEY Grace	MAC-NC	◆ 2004	0.83	30.69	1:09.59 38.90	1:47.44 37.85	<b>2:20.50</b>	7.58 <b>B</b>
17	3	2	VAVRINOVA Adela	UARK	2000	0.75	29.38	1:05.13 35.75	1:46.57 41.44	<b>2:20.60</b>	7.68 <b>C</b>
18	3	1	FARRIS Aislin	ABF	◆ 2004	0.74	30.18	1:05.34 35.16	1:46.64 41.30	<b>2:20.63</b>	7.71 <b>C</b>
19	1	5	DUROCHER Jordan	NCAP	◆ 2004	0.78	30.30	1:05.39 35.09	1:46.98 41.59	<b>2:20.71</b>	7.79 <b>C</b>
20	4	1	ANDERSON Daisy	PITT	2001	0.74	29.79	1:06.17 36.38	1:47.15 40.98	<b>2:20.75</b>	7.83 <b>C</b>
21	2	7	KIM Ahryoung	KOR	◆ 2006	0.65	30.03	1:06.74 36.71	1:45.94 39.20	<b>2:21.06</b>	8.14 <b>C</b>
22	4	6	TYLER Ali	GMU	2002	0.64	29.00	1:04.08 35.08	1:47.06 42.98	<b>2:21.31</b>	8.39 <b>C</b>
23	2	1	CLARK Brooke-Lynn	CGBD	◆ 2004	0.75	30.66	1:07.68 37.02	1:47.24 39.56	<b>2:21.59</b>	8.67 <b>C</b>

Official Timekeeping by Omega





# 2021 Toyota U.S. Open Championships

Greensboro

December 1 - 4

**Event 5**

2 DEC 2021 - 10:40 AM

Women's 200m Individual Medley

Heats

## Results Summary

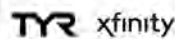
Event Number 5

Rank	Heat	Lane	Name	Club Code	Year of Birth	R.T.	50m	100m	150m	Time	Time Behind
24	2	8	ISLETA Chloe	UN-AZ	1998	0.71	30.19	1:05.06 34.87	1:48.30 43.24	<b>2:22.14</b> 33.84	9.22 <b>C</b>
25	1	1	KANARY Karina	TXLA	◆ 2005	0.73	30.36	1:09.48 39.12	1:48.96 39.48	<b>2:22.15</b> 33.19	9.23 <b>R</b>
26	1	6	BENNANI Sabrina	RMDA	◆ 2004	0.74	30.53	1:08.10 37.57	1:49.00 40.90	<b>2:22.98</b> 33.98	10.06 <b>R</b>
27	1	3	LU Sydney	PLS	◆ 2004	0.72	29.52	1:07.31 37.79	1:49.57 42.26	<b>2:23.16</b> 33.59	10.24
28	1	2	McNEIL Piper	AESC	◆ 2005	0.76	30.29	1:06.60 36.31	1:49.46 42.86	<b>2:23.39</b> 33.93	10.47
29	1	4	FORRESTER Kathryn	MAC	◆ 2004	0.81	29.46	1:05.80 36.34	1:50.25 44.45	<b>2:23.61</b> 33.36	10.69
30	1	7	BROSTOWITZ Tori	SSTY	◆ 2005	0.78	30.46	1:09.00 38.54	1:50.36 41.36	<b>2:25.24</b> 34.88	12.32
	3	4	YAGER Alexis	TENN	1998					<b>DNS</b>	

### Legend:

<b>A</b>	Qualified for final A	<b>AR</b>	American Record	<b>B</b>	Qualified for final B
<b>C</b>	Qualified for final C	<b>CR</b>	Championship Record	<b>DNS</b>	Did Not Start
<b>R</b>	Reserve	<b>R.T.</b>	Reaction Time	<b>US</b>	US Open Record
<b>WJ</b>	World Junior Record	<b>WR</b>	World Record	◆	Junior swimmer

Official Timekeeping by Omega





# 2021 Toyota U.S. Open Championships

Greensboro

December 1 - 4

Event 6

2 DEC 2021 - 10:53 AM

Men's 200m Individual Medley

Heats

## Results Summary

Event Number 6

	Record	Splits			Name	NAT Code	Location	Date
<b>WR</b>	1:54.00	24.89	53.48	1:26.51	LOCHTE Ryan	USA	Shanghai (CHN)	28 JUL 2011
<b>AR</b>	1:54.00	24.89	53.48	1:26.51	LOCHTE Ryan	USA	Shanghai (CHN)	28 JUL 2011
<b>US</b>	1:54.56	24.78	53.45	1:26.88	LOCHTE Ryan	USA	Indianapolis, IN (USA)	10 JUL 2009
<b>CR</b>	1:57.28	25.73	55.90	1:29.09	KALISZ Chase	USA	Atlanta, GA (USA)	5 DEC 2019
<b>WJ</b>	1:57.06	25.21	55.79	1:28.93	QIN Haiyang	CHN	Budapest (HUN)	27 JUL 2017

Rank	Heat	Lane	Name	Club Code	Year of Birth	R.T.	50m	100m	150m	Time	Time Behind
1	4	4	NELSON Baylor	MAC-NC	◆ 2003	0.65	26.45	57.05	1:31.59	<b>2:01.35</b>	<b>A</b>
2	4	5	GAGNE Collyn	SFU	2000	0.62	26.74	58.09	1:33.48	<b>2:02.44</b>	1.09 <b>A</b>
3	4	6	SEIDEL Max	CSTE	2001	0.67	26.84	59.23	1:34.28	<b>2:04.53</b>	3.18 <b>A</b>
4	3	4	GONZALEZ PINERO Joaquin	FLOR	2002	0.63	26.74	58.70	1:35.44	<b>2:05.03</b>	3.68 <b>A</b>
5	3	6	PARENT Josh	ABF	◆ 2004	0.70	27.63	59.64	1:35.86	<b>2:05.43</b>	4.08 <b>A</b>
6	3	7	MALDARI Caleb	MAC-NC	◆ 2005	0.64	27.81	58.77	1:35.59	<b>2:05.73</b>	4.38 <b>A</b>
7	2	5	NOSACK Diego	THSC	◆ 2004	0.68	27.72	59.19	1:35.78	<b>2:05.75</b>	4.40 <b>A</b>
8	3	3	WARD Zach	BKYS	2002	0.79	27.31	1:00.11	1:36.92	<b>2:05.87</b>	4.52 <b>A</b>
9	3	5	LEE Jihyeong	KOR	◆ 2005	0.69	26.03	58.03	1:35.62	<b>2:05.99</b>	4.64 <b>B</b>
10	2	6	LEE Nathan	UN-SI	◆ 2003	0.72	27.54	59.08	1:35.55	<b>2:06.11</b>	4.76 <b>B</b>
11	1	2	LEE Eric	SCAR	◆ 2005	0.71	27.70	1:00.18	1:37.26	<b>2:06.53</b>	5.18 <b>B</b>
12	2	3	STEELE Matt	UN-GA	2002	0.76	27.27	1:00.98	1:36.55	<b>2:06.78</b>	5.43 <b>B</b>
13	3	2	POPLAWSKI Richard	SCAR	◆ 2006	0.70	27.53	1:00.93	1:38.13	<b>2:06.81</b>	5.46 <b>B</b>
14	1	4	CAPLES Devyn	PLS	◆ 2006	0.74	27.49	1:00.23	1:36.78	<b>2:07.01</b>	5.66 <b>B</b>
15	2	4	BUSSING Cedric	UN-IN	◆ 2003	0.72	27.50	1:00.02	1:37.50	<b>2:07.10</b>	5.75 <b>B</b>
16	4	2	PARK Soo Hwan	KOR	◆ 2004	0.62	27.23	1:00.52	1:37.22	<b>2:07.30</b>	5.95 <b>B</b>
17	1	6	ANBAR Kalen	NCY	◆ 2005	0.71	27.17	59.77	1:36.36	<b>2:07.83</b>	6.48 <b>C</b>
18	2	1	KUBACKI Timmy	CLEV	1999	0.70	26.79	59.40	1:37.24	<b>2:08.09</b>	6.74 <b>C</b>
19	2	7	WEIGEL Isaac	UN-IA	◆ 2003	0.65	26.63	1:01.46	1:39.06	<b>2:08.51</b>	7.16 <b>C</b>
20	3	1	NICHOLS Noah	UVA	2002	0.69	26.84	1:01.40	1:37.11	<b>2:08.95</b>	7.60 <b>C</b>
21	2	8	LUCKY Matthew	UN-NC	◆ 2004	0.67	26.99	1:00.78	1:37.41	<b>2:09.04</b>	7.69 <b>C</b>
22	2	2	HORREGO Julio	SOFL	1998	0.75	27.60	1:02.35	1:38.55	<b>2:09.18</b>	7.83 <b>C</b>
23	3	8	ABAQUETA Cam	MAC-NC	◆ 2003	0.64	27.52	1:00.43	1:38.04	<b>2:09.89</b>	8.54 <b>C</b>

Official Timekeeping by Omega





# 2021 Toyota U.S. Open Championships

Greensboro

December 1 - 4

## Event 6

2 DEC 2021 - 10:53 AM

Men's 200m Individual Medley

Heats

### Results Summary

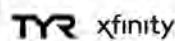
Event Number 6

Rank	Heat	Lane	Name	Club Code	Year of Birth	R.T.	50m	100m	150m	Time	Time Behind
24	4	1	REUTER Zack	UN-SI	1998	0.68	27.39	1:01.08 33.69	1:40.06 38.98	<b>2:10.46</b> 30.40	9.11 <b>C</b>
25	4	7	DOYLE Jack	UN-NE	2002	0.66	27.54	1:00.48 32.94	1:39.04 38.56	<b>2:10.98</b> 31.94	9.63 <b>R</b>
26	1	5	NGAN Owen	UN-OR	◆ 2003	0.70	27.93	1:01.75 33.82	1:39.80 38.05	<b>2:11.17</b> 31.37	9.82 <b>R</b>
27	4	3	ROGIC Kristofer	CSUB	1999	0.63	27.35	1:00.34 32.99	1:40.18 39.84	<b>2:12.26</b> 32.08	10.91
28	1	3	BILLITTO Andrew	WFLA	◆ 2005	0.76	26.24	59.02 32.78	1:41.90 42.88	<b>2:13.52</b> 31.62	12.17
	4	8	JONES Stephen	GCSC	1998					<b>DSQ</b>	

#### Legend:

<b>A</b>	Qualified for final A	<b>AR</b>	American Record	<b>B</b>	Qualified for final B
<b>C</b>	Qualified for final C	<b>CR</b>	Championship Record	<b>DSQ</b>	Disqualified
<b>R</b>	Reserve	<b>R.T.</b>	Reaction Time	<b>US</b>	US Open Record
<b>WJ</b>	World Junior Record	<b>WR</b>	World Record	◆	Junior swimmer

Official Timekeeping by Omega





# 2021 Toyota U.S. Open Championships

Greensboro

December 1 - 4

Event 7

2 DEC 2021 - 11:10 AM

Women's 50m Freestyle

Heats

## Results Summary

Event Number 7

	Record	Name	NAT Code	Location	Date
<b>WR</b>	23.67	SJOESTROEM Sarah	SWE	Budapest (HUN)	29 JUL 2017
<b>AR</b>	23.97	MANUEL Simone	USA	Budapest (HUN)	30 JUL 2017
<b>US</b>	24.08	BLUME Pernille	USA	Indianapolis, IN (USA)	1 JUN 2019
<b>CR</b>	24.43	MANUEL Simone	USA	Atlanta, GA (USA)	5 DEC 2019
<b>WJ</b>	24.33	IKEE Rikako	JPN	Tokyo (JPN)	15 SEP 2017

Rank	Heat	Lane	Name	Club Code	Year of Birth	R.T.	Time	Time Behind
1	3	4	COMERFORD Mallory	CARD	1997	0.68	25.37	A
2	4	4	SPINK Camille	NCAP	♦2004	0.71	25.57	0.20 A
3	4	2	OPENYSHEVA Arina	UOFL	1999	0.65	25.71	0.34 A
4	5	4	KENNEDY Madison	UN-SC	1987	0.65	25.73	0.36 A
5	3	2	KOTONEN Anna	UN-HI	1997	0.71	25.78	0.41 A
6	2	6	COTHERN Bella	UARK	2001	0.60	25.83	0.46 A
7	5	3	BATES Talia	FLOR	2001	0.72	25.90	0.53 A
8	3	3	WALL Tatum	NCAP	♦2004	0.75	25.95	0.58 A
9	5	5	HEO Minji	KOR	♦2004	0.63	26.00	0.63 B
10	4	3	WELCH Ella	CARD	♦2004	0.65	26.04	0.67 B
11	2	7	de ROOI Mendy	DUQU	1997	0.64	26.10	0.73 B
12	4	5	MELTON Kobie	UARK	2000	0.62	26.11	0.74 B
13	4	6	SPADONI Marina	UN-FL	1993	0.66	26.13	0.76 B
14	3	5	IVAN Teresa	UN-OH	2003	0.71	26.17	0.80 B
15	5	1	TYLER Ali	GMU	2002	0.66	26.20	0.83 B
16	4	8	HANSON Wylllo	CGBD	♦2004	0.71	26.25	0.88 B
17	5	6	LOGAN Clare	UN-NJ	♦2006	0.68	26.29	0.92 C
18	5	2	CRONK Micayla	FLOR	2003	0.68	26.42	1.05 C
19	4	1	MOSTEK Anya	PAY	2003	0.75	26.48	1.11 C
20	3	6	DOLAN Haley	UN-NE	1999	0.72	26.55	1.18 C
21	1	5	TANKARD Kyleigh	CGBD	♦2004	0.70	26.56	1.19 C
22	2	1	YENDELL Sophie	PITT	2002	0.68	26.57	1.20 C
23	4	7	CASE Michelle	RAYS	1995	0.64	26.62	1.25 C
24	2	2	BUYS Johannah	UN-IN	2000	0.83	26.66	1.29 C
25	2	4	ALLEN Nina	RMSC	♦2005	0.72	26.78	1.41 R
26	2	5	ISLETA Chloe	UN-AZ	1998	0.68	26.79	1.42 R
27	3	1	STONEBURG Blair	TCA	♦2004	0.69	26.95	1.58
28	5	7	SCHOLES Dylan	MAC	♦2004	0.72	27.00	1.63
29	1	3	THOMPSON Emily	GSCY	♦2005	0.68	27.02	1.65
=30	1	4	VARGA Ella	UCSC	♦2004	0.69	27.03	1.66
=30	3	7	SEMMEN Cami	BD	♦2004	0.70	27.03	1.66
32	3	8	RANDBY Jojo	NEB	2003	0.70	27.25	1.88
	2	3	ROWE Sirena	AZFL	1998		DSQ	
	5	8	TILTMANN Reilly	UVA	2003		DSQ	

Legend:					
<b>A</b>	Qualified for final A	<b>AR</b>	American Record	<b>B</b>	Qualified for final B
<b>C</b>	Qualified for final C	<b>CR</b>	Championship Record	<b>DSQ</b>	Disqualified
<b>R</b>	Reserve	<b>R.T.</b>	Reaction Time	<b>US</b>	US Open Record
<b>WJ</b>	World Junior Record	<b>WR</b>	World Record	♦	Junior swimmer

Official Timekeeping by Omega





# 2021 Toyota U.S. Open Championships

Greensboro

December 1 - 4

Event 8

2 DEC 2021 - 11:16 AM

Men's 50m Freestyle

Heats

## Results Summary

Event Number 8

	Record	Name	NAT Code	Location	Date
<b>WR</b>	20.91	CIELO Cesar	BRA	Sao Paulo (BRA)	18 DEC 2009
<b>AR</b>	21.04	DRESSEL Caeleb	USA	Budapest (HUN)	27 JUL 2017
<b>=AR</b>	21.04	DRESSEL Caeleb	USA	Omaha, NE (USA)	20 JUN 2021
<b>US</b>	21.04	DRESSEL Caeleb	USA	Omaha, NE (USA)	20 JUN 2021
<b>CR</b>	21.59	FRATUS Bruno	USA	Atlanta, GA (USA)	5 DEC 2019
<b>WJ</b>	21.75	ANDREW Michael	USA	Indianapolis (USA)	25 AUG 2017

Rank	Heat	Lane	Name	Club Code	Year of Birth	R.T.	Time	Time Behind
1	3	5	BARNA Andrej	CARD	1998	0.63	22.31	A
2	3	4	CHANEY Adam	FLOR	2002	0.64	22.54	0.23 A
3	2	5	BORGES Gus	PRVT	1999	0.65	22.56	0.25 A
4	4	4	FRATUS Bruno	CSSC	1989	0.70	22.58	0.27 A
5	4	3	ACIN Nikola	UN-IN	1999	0.70	22.69	0.38 A
6	2	8	MACHEKIN Artyom	SDSA	1991	0.68	22.79	0.48 A
7	4	5	ANDREIS Sem	OSU	1999	0.68	22.92	0.61 A
8	4	7	HEILMAN Thomas	CA-Y	2007	0.67	22.99	0.68 A
=9	3	6	KIM Minjoon	KOR	♦2004	0.64	23.00	0.69 B
=9	4	2	FULLUM-HUOT Edouard	PCSC	2002	0.69	23.00	0.69 B
11	2	3	STEWART Sam	CKS	1997	0.66	23.03	0.72 B
12	2	4	LAMB August	UVA	2000	0.66	23.05	0.74 B
13	2	7	SAMUELS Brady	UN-IN	♦2003	0.66	23.21	0.90 B
14	2	1	BJELAJAC Nikola	UN-IN	1998	0.83	23.29	0.98 B
=15	2	6	FRIESE Eric	FLOR	1999	0.68	23.33	1.02 B
=15	3	3	AIKINS Jack	UVA	2002	0.65	23.33	1.02 B
17	3	2	CALKINS Stephen	UCSC	1998	0.64	23.44	1.13 C
18	3	8	QUACH Alex	OSU	2001	0.63	23.57	1.26 C
19	4	1	MORALES Josiah	PAQ	1994	0.67	23.83	1.52 C
20	3	1	HANNEWYK Gage	XAV	♦2003	0.62	23.90	1.59 C
21	1	2	THOMAS Christian	UN-OH	1999	0.70	23.99	1.68 C
22	1	4	BRANN Ian	UN-NC	2002	0.75	24.01	1.70 C
23	4	8	NAMAKONOV Matthew	AAC	2002	0.69	24.18	1.87 C
24	1	3	PETKOVIC Andrija	UN-SI	2001	0.66	24.21	1.90 C
25	1	6	SZEKELY Matthew	UN-NE	2001	0.64	24.33	2.02 R
26	1	1	DYER Noah	MACH	♦2005	0.69	24.38	2.07 R
27	1	7	ABAQUETA Cam	MAC-NC	♦2003	0.66	24.40	2.09
28	1	5	MILLER Reid	MAC-NC	♦2003	0.70	24.45	2.14
29	3	7	SANDER Derek	MSA	1997	0.73	25.70	3.39
	2	2	GAZIEV Ruslan	OSU	1999		DNS	
	4	6	OLSEN-STAVRAKAS Kent	STAR	1991		DSQ	

Legend:					
=	Equal record	A	Qualified for final A	AR	American Record
B	Qualified for final B	C	Qualified for final C	CR	Championship Record
DNS	Did Not Start	DSQ	Disqualified	R	Reserve
R.T.	Reaction Time	US	US Open Record	WJ	World Junior Record
WR	World Record	♦	Junior swimmer		

Official Timekeeping by Omega





# 2021 Toyota U.S. Open Championships

Greensboro

December 1 - 4

**Event 308**

2 DEC 2021 - 11:50 AM

Men's 50m Freestyle

Heats Swim-off

## Results

Event Number 8

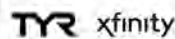
	Record	Name	NAT Code	Location	Date
<b>WR</b>	20.91	CIELO Cesar	BRA	Sao Paulo (BRA)	18 DEC 2009
<b>AR</b>	21.04	DRESSEL Caeleb	USA	Budapest (HUN)	27 JUL 2017
<b>=AR</b>	21.04	DRESSEL Caeleb	USA	Omaha, NE (USA)	20 JUN 2021
<b>US</b>	21.04	DRESSEL Caeleb	USA	Omaha, NE (USA)	20 JUN 2021
<b>CR</b>	21.59	FRATUS Bruno	USA	Atlanta, GA (USA)	5 DEC 2019
<b>WJ</b>	21.75	ANDREW Michael	USA	Indianapolis (USA)	25 AUG 2017

Rank	Lane	Name	Club Code	R.T.	Time	Time Behind
1	5	FULLUM-HUOT Edouard	PCSC	0.65	<b>22.92</b>	<b>B</b>
2	4	KIM Minjoon	KOR	0.64	<b>22.94</b>	<b>B</b> 0.02

### Legend:

<b>=</b>	Equal record	<b>AR</b>	American Record	<b>B</b>	Qualified for final B	<b>CR</b>	Championship Record
<b>R.T.</b>	Reaction Time	<b>US</b>	US Open Record	<b>WJ</b>	World Junior Record	<b>WR</b>	World Record

Official Timekeeping by Omega





# 2021 Toyota U.S. Open Championships

Greensboro

December 1 - 4

## Event 9

3 DEC 2021 - 10:00 AM

Women's 400m Individual Medley

Heats

### Results Summary

Event Number 9

	Record	Splits			Name	NAT Code	Location	Date
<b>WR</b>	4:26.36	1:00.91	2:08.39	3:24.50	HOSSZU Katinka	HUN	Rio de Janeiro (BRA)	6 AUG 2016
<b>AR</b>	4:31.12	1:03.69	2:13.33	3:28.65	HOFF Katie	USA	Omaha, NE (USA)	29 JUN 2008
<b>US</b>	4:31.07	1:01.99	2:10.88	3:29.25	HOSSZU Katinka	HUN	Santa Clara (USA)	19 JUN 2015
<b>CR</b>	4:37.34	1:03.79	2:18.56	3:35.80	MARGALIS Melanie	USA	Atlanta, GA (USA)	6 DEC 2019
<b>WJ</b>	4:38.53	1:04.25	2:17.68	3:34.42	VAZQUEZ Alba	HUN	Budapest (HUN)	19 AUG 2020

Rank	Heat	Lane	Name	Club Code	Year of Birth	R.T.	Time	Time Behind
<b>1</b>	4	4	<b>SMITH Leah</b>	TXLA	1995	0.77	<b>4:43.64</b>	<b>A</b>
		50m 29.38	100m 1:03.09	150m 1:39.58	200m 2:15.47	250m 2:57.20	300m 3:39.97	350m 4:11.96
			33.71	36.49	35.89	41.73	42.77	31.68
<b>2</b>	4	5	<b>PODKOSCIELNY Julia</b>	PCS	♦ 2004	0.74	<b>4:47.63</b>	3.99 <b>A</b>
		50m 30.15	100m 1:06.28	150m 1:43.28	200m 2:18.10	250m 2:59.32	300m 3:41.37	350m 4:14.50
			36.13	37.00	34.82	41.22	42.05	33.13
<b>3</b>	4	6	<b>JANSEN Ella</b>	ESWI	♦ 2005	0.79	<b>4:48.07</b>	4.43 <b>A</b>
		50m 29.72	100m 1:04.00	150m 1:40.64	200m 2:16.46	250m 2:59.25	300m 3:41.92	350m 4:15.47
			34.28	36.64	35.82	42.79	42.67	33.55
<b>4</b>	3	4	<b>SMITH Summer</b>	TENN	2003	0.79	<b>4:49.17</b>	5.53 <b>A</b>
		50m 30.06	100m 1:04.10	150m 1:40.09	200m 2:15.97	250m 2:58.42	300m 3:42.37	350m 4:15.89
			34.04	35.99	35.88	42.45	43.95	33.52
<b>5</b>	3	7	<b>THOMPSON Emily</b>	GSCY	♦ 2005	0.65	<b>4:49.84</b>	6.20 <b>A</b>
		50m 30.44	100m 1:04.68	150m 1:41.42	200m 2:17.70	250m 3:00.23	300m 3:42.59	350m 4:17.01
			34.24	36.74	36.28	42.53	42.36	34.42
<b>6</b>	3	6	<b>HAY Abby</b>	UOFL	2001	0.73	<b>4:49.85</b>	6.21 <b>A</b>
		50m 30.18	100m 1:04.34	150m 1:42.92	200m 2:20.19	250m 3:00.69	300m 3:41.48	350m 4:16.73
			34.16	38.58	37.27	40.50	40.79	35.25
<b>7</b>	4	2	<b>HAN Kayla</b>	RMDA	2008	0.73	<b>4:52.44</b>	8.80 <b>A</b>
		50m 31.15	100m 1:07.12	150m 1:44.67	200m 2:22.64	250m 3:03.35	300m 3:46.62	350m 4:19.71
			35.97	37.55	37.97	40.71	43.27	33.09
<b>8</b>	3	5	<b>GOLDING Kathleen</b>	FLOR	2000	0.76	<b>4:53.68</b>	10.04 <b>A</b>
		50m 31.06	100m 1:06.55	150m 1:45.42	200m 2:23.23	250m 3:04.98	300m 3:47.77	350m 4:21.01
			35.49	38.87	37.81	41.75	42.79	33.24
<b>9</b>	2	1	<b>ZAVAROS Mabel</b>	FLOR	2000	0.71	<b>4:54.33</b>	10.69 <b>B</b>
		50m 29.98	100m 1:04.47	150m 1:42.19	200m 2:19.13	250m 3:02.47	300m 3:46.77	350m 4:21.44
			34.49	37.72	36.94	43.34	44.30	34.67
<b>10</b>	3	2	<b>ZAVAROS Rosie</b>	FLOR	2000	0.71	<b>4:54.39</b>	10.75 <b>B</b>
		50m 30.16	100m 1:05.64	150m 1:42.35	200m 2:17.76	250m 3:01.26	300m 3:46.08	350m 4:20.31
			35.48	36.71	35.41	43.50	44.82	34.23
<b>11</b>	2	3	<b>FARRIS Aislin</b>	ABF	♦ 2004	0.64	<b>4:54.49</b>	10.85 <b>B</b>
		50m 30.64	100m 1:05.62	150m 1:41.50	200m 2:17.56	250m 3:00.93	300m 3:46.00	350m 4:20.75
			34.98	35.88	36.06	43.37	45.07	34.75
<b>12</b>	2	4	<b>DUROCHER Jordan</b>	NCAP	♦ 2004	0.73	<b>4:55.01</b>	11.37 <b>B</b>
		50m 30.53	100m 1:05.57	150m 1:42.58	200m 2:19.01	250m 3:02.52	300m 3:47.06	350m 4:21.11
			35.04	37.01	36.43	43.51	44.54	34.05
<b>13</b>	3	3	<b>DUNCAN Sophie</b>	NCAP	♦ 2004	0.79	<b>4:55.10</b>	11.46 <b>B</b>
		50m 30.43	100m 1:05.40	150m 1:43.55	200m 2:20.86	250m 3:03.72	300m 3:48.45	350m 4:22.24
			34.97	38.15	37.31	42.86	44.73	33.79
<b>14</b>	4	7	<b>KLAMFOTH Avery</b>	MAC-NC	♦ 2007	0.70	<b>4:57.14</b>	13.50 <b>B</b>
		50m 31.55	100m 1:07.04	150m 1:47.00	200m 2:24.45	250m 3:07.37	300m 3:49.23	350m 4:23.64
			35.49	39.96	37.45	42.92	41.86	34.41
<b>15</b>	2	6	<b>DAFOE Claire</b>	NOVA	♦ 2004	0.78	<b>4:59.12</b>	15.48 <b>B</b>
		50m 31.50	100m 1:07.04	150m 1:46.91	200m 2:25.85	250m 3:09.13	300m 3:52.63	350m 4:26.30
			35.54	39.87	38.94	43.28	43.50	33.67
<b>16</b>	3	1	<b>GINGRICH Leah</b>	HURR	1990	0.75	<b>5:00.03</b>	16.39 <b>B</b>
		50m 30.39	100m 1:06.45	150m 1:43.12	200m 2:19.86	250m 3:03.70	300m 3:50.02	350m 4:25.14
			36.06	36.67	36.74	43.84	46.32	35.12

Official Timekeeping by Omega







# 2021 Toyota U.S. Open Championships

Greensboro

December 1 - 4

Event 9

3 DEC 2021 - 10:00 AM

Women's 400m Individual Medley

Heats

## Results Summary

Event Number 9

Rank	Heat	Lane	Name	Club Code	Year of Birth	R.T.	Time	Time Behind	
17	2	8	<b>BENNANI Sabrina</b>	RMDA	◆ 2004	0.71	<b>5:01.23</b>	17.59	<b>C</b>
	50m	32.10	100m 1:07.42 35.32	150m 1:47.64 40.22	200m 2:26.77 39.13	250m 3:09.37 42.60	300m 3:52.84 43.47	350m 4:27.77 34.93	33.46
18	2	2	<b>PLAZA Sofia</b>	MAC-NC	◆ 2005	0.80	<b>5:02.27</b>	18.63	<b>C</b>
	50m	31.71	100m 1:08.88 37.17	150m 1:48.06 39.18	200m 2:27.11 39.05	250m 3:08.20 41.09	300m 3:50.37 42.17	350m 4:26.56 36.19	35.71
19	3	8	<b>ANDERSON Daisy</b>	PITT	2001	0.72	<b>5:02.55</b>	18.91	<b>C</b>
	50m	30.75	100m 1:05.30 34.55	150m 1:44.21 38.91	200m 2:21.01 36.80	250m 3:05.70 44.69	300m 3:50.28 44.58	350m 4:27.39 37.11	35.16
20	4	8	<b>KIM Chloe</b>	SCAR	◆ 2007	0.71	<b>5:03.18</b>	19.54	<b>C</b>
	50m	32.92	100m 1:10.06 37.14	150m 1:48.83 38.77	200m 2:25.95 37.12	250m 3:10.43 44.48	300m 3:55.27 44.84	350m 4:29.81 34.54	33.37
21	1	5	<b>PETERSON Sanna</b>	NOVA	◆ 2004	0.83	<b>5:03.39</b>	19.75	<b>C</b>
	50m	31.48	100m 1:07.79 36.31	150m 1:45.48 37.69	200m 2:22.78 37.30	250m 3:07.47 44.69	300m 3:54.01 46.54	350m 4:28.69 34.68	34.70
22	1	6	<b>SMITH Ella</b>	ABF	2003	0.70	<b>5:04.04</b>	20.40	<b>C</b>
	50m	32.89	100m 1:10.82 37.93	150m 1:49.21 38.39	200m 2:27.78 38.57	250m 3:09.65 41.87	300m 3:53.59 43.94	350m 4:29.52 35.93	34.52
23	1	4	<b>KANARY Karina</b>	TXLA	◆ 2005	0.78	<b>5:04.16</b>	20.52	<b>C</b>
	50m	31.11	100m 1:08.61 37.50	150m 1:49.78 41.17	200m 2:30.72 40.94	250m 3:13.41 42.69	300m 3:56.04 42.63	350m 4:30.64 34.60	33.52
24	1	7	<b>RUSSELL Katie</b>	NOVA	◆ 2004	0.56	<b>5:04.72</b>	21.08	<b>C</b>
	50m	32.42	100m 1:08.19 35.77	150m 1:47.99 39.80	200m 2:25.48 37.49	250m 3:09.41 43.93	300m 3:52.84 43.43	350m 4:29.46 36.62	35.26
25	2	5	<b>KIM Sijin</b>	KOR	2003	0.61	<b>5:06.99</b>	23.35	<b>R</b>
	50m	30.73	100m 1:07.04 36.31	150m 1:46.75 39.71	200m 2:26.60 39.85	250m 3:10.24 43.64	300m 3:55.70 45.46	350m 4:30.97 35.27	36.02
26	2	7	<b>MYERS Ella</b>	NCAP	2003	0.73	<b>5:07.37</b>	23.73	<b>R</b>
	50m	31.37	100m 1:06.94 35.57	150m 1:47.03 40.09	200m 2:25.39 38.36	250m 3:11.27 45.88	300m 3:57.05 45.78	350m 4:32.89 35.84	34.48
27	1	3	<b>CLARK Brooke-Lynn</b>	CGBD	◆ 2004	0.76	<b>5:07.84</b>	24.20	
	50m	31.31	100m 1:08.55 37.24	150m 1:48.84 40.29	200m 2:29.13 40.29	250m 3:11.34 42.21	300m 3:55.49 44.15	350m 4:31.83 36.34	36.01
	1	2	<b>RAINEY Grace</b>	MAC-NC	◆ 2004		<b>DNS</b>		
	4	3	<b>BELLIO Katrina</b>	ESWI	◆ 2004		<b>DNS</b>		
	4	1	<b>SHIMIZU-BOWERS Hana</b>	BAD	◆ 2004		<b>DSQ</b>		

<b>A</b>	Qualified for final A	<b>AR</b>	American Record	<b>B</b>	Qualified for final B
<b>C</b>	Qualified for final C	<b>CR</b>	Championship Record	<b>DNS</b>	Did Not Start
<b>DSQ</b>	Disqualified	<b>R</b>	Reserve	<b>R.T.</b>	Reaction Time
<b>US</b>	US Open Record	<b>WJ</b>	World Junior Record	<b>WR</b>	World Record
◆	Junior swimmer				

Official Timekeeping by Omega





# 2021 Toyota U.S. Open Championships

Greensboro

December 1 - 4

Event 10

3 DEC 2021 - 10:33 AM

Men's 400m Individual Medley

Heats

## Results Summary

Event Number 10

	Record	Splits		Name	NAT Code	Location	Date
<b>WR</b>	4:03.84	54.92	1:56.49	3:07.05	PHELPS Michael	USA Beijing (CHN)	10 AUG 2008
<b>AR</b>	4:03.84	54.92	1:56.49	3:07.05	PHELPS Michael	USA Beijing (CHN)	10 AUG 2008
<b>US</b>	4:05.25	55.38	1:57.32	3:08.45	PHELPS Michael	USA Omaha, NE (USA)	29 JUN 2008
<b>CR</b>	4:11.11				ROUSSEAU Sebastien	USA Irvine, CA (URU)	1 AUG 2013
<b>WJ</b>	4:11.50	56.77	2:01.30	3:12.64	BORODIN Iliia	RUS Kazan (RUS)	29 OCT 2020

Rank	Heat	Lane	Name	Club Code	Year of Birth	R.T.	Time	Time Behind
<b>1</b>	<b>4</b>	<b>5</b>	<b>GAGNE Collyn</b>	SFU	2000	0.67	<b>4:23.15</b>	<b>A</b>
	50m 27.87	100m 59.57	150m 1:33.43	200m 2:06.06	250m 2:43.79	300m 3:21.69	350m 3:53.36	
		31.70	33.86	32.63	37.73	37.90	31.67	29.79
<b>2</b>	<b>3</b>	<b>5</b>	<b>NELSON Baylor</b>	MAC-NC	◆ 2003	0.66	<b>4:23.98</b>	0.83 <b>A</b>
	50m 28.12	100m 59.93	150m 1:34.04	200m 2:07.41	250m 2:44.44	300m 3:21.83	350m 3:53.56	
		31.81	34.11	33.37	37.03	37.39	31.73	30.42
<b>3</b>	<b>4</b>	<b>4</b>	<b>FINKE Bobby</b>	FLOR	1999	0.76	<b>4:25.32</b>	2.17 <b>A</b>
	50m 27.90	100m 1:00.39	150m 1:34.04	200m 2:07.68	250m 2:45.55	300m 3:23.52	350m 3:54.99	
		32.49	33.65	33.64	37.87	37.97	31.47	30.33
<b>4</b>	<b>3</b>	<b>6</b>	<b>KIM Minseop</b>	KOR	◆ 2004	0.63	<b>4:26.85</b>	3.70 <b>A</b>
	50m 26.37	100m 57.13	150m 1:32.33	200m 2:05.61	250m 2:45.10	300m 3:24.87	350m 3:56.21	
		30.76	35.20	33.28	39.49	39.77	31.34	30.64
<b>5</b>	<b>4</b>	<b>3</b>	<b>PARENT Josh</b>	ABF	◆ 2004	0.69	<b>4:28.37</b>	5.22 <b>A</b>
	50m 28.26	100m 1:00.76	150m 1:34.36	200m 2:08.08	250m 2:46.40	300m 3:26.36	350m 3:57.88	
		32.50	33.60	33.72	38.32	39.96	31.52	30.49
<b>6</b>	<b>3</b>	<b>1</b>	<b>ZUCKER Logan</b>	MAC-NC	◆ 2003	0.64	<b>4:29.53</b>	6.38 <b>A</b>
	50m 27.50	100m 1:00.00	150m 1:34.25	200m 2:09.12	250m 2:47.37	300m 3:26.78	350m 3:58.14	
		32.50	34.25	34.87	38.25	39.41	31.36	31.39
<b>7</b>	<b>4</b>	<b>1</b>	<b>CAPLES Devyn</b>	PLS	◆ 2006	0.74	<b>4:29.69</b>	6.54 <b>A</b>
	50m 27.79	100m 1:00.41	150m 1:34.99	200m 2:09.97	250m 2:47.38	300m 3:26.46	350m 3:58.29	
		32.62	34.58	34.98	37.41	39.08	31.83	31.40
<b>8</b>	<b>4</b>	<b>6</b>	<b>GRAVLEY Brennan</b>	FLOR	2000	0.66	<b>4:30.16</b>	7.01 <b>A</b>
	50m 28.40	100m 1:00.15	150m 1:36.00	200m 2:10.99	250m 2:49.73	300m 3:30.06	350m 4:01.54	
		31.75	35.85	34.99	38.74	40.33	31.48	28.62
<b>9</b>	<b>3</b>	<b>2</b>	<b>WARD Zach</b>	BKYS	2002	0.79	<b>4:30.51</b>	7.36 <b>B</b>
	50m 27.86	100m 59.96	150m 1:35.29	200m 2:11.05	250m 2:50.31	300m 3:29.73	350m 4:01.20	
		32.10	35.33	35.76	39.26	39.42	31.47	29.31
<b>10</b>	<b>4</b>	<b>7</b>	<b>SEIDEL Max</b>	CSTE	2001	0.65	<b>4:30.67</b>	7.52 <b>B</b>
	50m 28.22	100m 1:00.43	150m 1:37.57	200m 2:13.18	250m 2:50.55	300m 3:28.57	350m 4:00.21	
		32.21	37.14	35.61	37.37	38.02	31.64	30.46
<b>11</b>	<b>2</b>	<b>2</b>	<b>NOSACK Diego</b>	THSC	◆ 2004	0.68	<b>4:31.01</b>	7.86 <b>B</b>
	50m 28.42	100m 1:01.47	150m 1:35.18	200m 2:08.80	250m 2:47.09	300m 3:27.51	350m 3:59.42	
		33.05	33.71	33.62	38.29	40.42	31.91	31.59
<b>12</b>	<b>3</b>	<b>4</b>	<b>BUESSING Cedric</b>	UN-IN	◆ 2003	0.71	<b>4:32.42</b>	9.27 <b>B</b>
	50m 28.48	100m 1:01.43	150m 1:36.55	200m 2:11.40	250m 2:50.04	300m 3:29.66	350m 4:01.51	
		32.95	35.12	34.85	38.64	39.62	31.85	30.91
<b>13</b>	<b>3</b>	<b>3</b>	<b>WATSON Tyler</b>	FLOR	2001	0.75	<b>4:32.76</b>	9.61 <b>B</b>
	50m 28.03	100m 1:00.32	150m 1:35.52	200m 2:10.62	250m 2:51.49	300m 3:31.99	350m 4:02.72	
		32.29	35.20	35.10	40.87	40.50	30.73	30.04
<b>14</b>	<b>2</b>	<b>1</b>	<b>STEELE Matt</b>	UN-GA	2002	0.78	<b>4:32.91</b>	9.76 <b>B</b>
	50m 28.87	100m 1:01.95	150m 1:37.86	200m 2:13.16	250m 2:49.41	300m 3:28.65	350m 4:00.77	
		33.08	35.91	35.30	36.25	39.24	32.12	32.14
<b>15</b>	<b>4</b>	<b>8</b>	<b>POPLAWSKI Richard</b>	SCAR	◆ 2006	0.70	<b>4:33.24</b>	10.09 <b>B</b>
	50m 28.50	100m 1:00.36	150m 1:36.47	200m 2:11.40	250m 2:51.38	300m 3:30.79	350m 4:03.09	
		31.86	36.11	34.93	39.98	39.41	32.30	30.15
<b>16</b>	<b>2</b>	<b>4</b>	<b>ANBAR Kalen</b>	NCY	◆ 2005	0.73	<b>4:33.48</b>	10.33 <b>B</b>
	50m 27.53	100m 1:00.19	150m 1:34.62	200m 2:08.44	250m 2:46.86	300m 3:26.52	350m 4:00.26	
		32.66	34.43	33.82	38.42	39.66	33.74	33.22

Official Timekeeping by Omega





# 2021 Toyota U.S. Open Championships

Greensboro

December 1 - 4

**Event 10**

3 DEC 2021 - 10:33 AM

Men's 400m Individual Medley

Heats

## Results Summary

Event Number 10

Rank	Heat	Lane	Name	Club Code	Year of Birth	R.T.	Time	Time Behind	
<b>17</b>	1	4	<b>LEE Eric</b>	SCAR	◆ 2005	0.70	<b>4:33.55</b>	10.40	<b>C</b>
	50m 29.00	100m 1:01.91 32.91	150m 1:37.49 35.58	200m 2:12.00 34.51	250m 2:51.91 39.91	300m 3:32.35 40.44	350m 4:04.11 31.76	29.44	
<b>18</b>	1	5	<b>LEE Nathan</b>	UN-SI	◆ 2003	0.71	<b>4:33.68</b>	10.53	<b>C</b>
	50m 29.05	100m 1:01.85 32.80	150m 1:36.66 34.81	200m 2:11.87 35.21	250m 2:50.94 39.07	300m 3:31.09 40.15	350m 4:03.90 32.81	29.78	
<b>19</b>	3	7	<b>LEE Jihyeong</b>	KOR	◆ 2005	0.67	<b>4:33.90</b>	10.75	<b>C</b>
	50m 27.25	100m 58.73 31.48	150m 1:34.70 35.97	200m 2:10.17 35.47	250m 2:49.79 39.62	300m 3:29.00 39.21	350m 4:02.34 33.34	31.56	
<b>20</b>	2	7	<b>MALDARI Caleb</b>	MAC-NC	◆ 2005	0.62	<b>4:34.44</b>	11.29	<b>C</b>
	50m 29.05	100m 1:01.69 32.64	150m 1:37.54 35.85	200m 2:13.01 35.47	250m 2:51.41 38.40	300m 3:30.52 39.11	350m 4:03.49 32.97	30.95	
<b>21</b>	2	6	<b>GONZALEZ PINERO Joaquin</b>	FLOR	2002	0.65	<b>4:34.89</b>	11.74	<b>C</b>
	50m 28.71	100m 1:01.48 32.77	150m 1:37.64 36.16	200m 2:12.94 35.30	250m 2:52.68 39.74	300m 3:32.92 40.24	350m 4:05.14 32.22	29.75	
<b>22</b>	2	3	<b>KUBACKI Timmy</b>	CLEV	1999	0.67	<b>4:37.01</b>	13.86	<b>C</b>
	50m 28.06	100m 1:00.97 32.91	150m 1:36.76 35.79	200m 2:11.02 34.26	250m 2:50.39 39.37	300m 3:31.98 41.59	350m 4:05.03 33.05	31.98	
<b>23</b>	2	5	<b>HEGAZY Mohamed</b>	UN-NC	1999	0.70	<b>4:37.33</b>	14.18	<b>C</b>
	50m 27.99	100m 1:00.66 32.67	150m 1:36.83 36.17	200m 2:12.81 35.98	250m 2:52.35 39.54	300m 3:32.65 40.30	350m 4:05.70 33.05	31.63	
	3	8	<b>NGAN Owen</b>	UN-OR	◆ 2003		<b>DNS</b>		
	1	3	<b>KELLY Jordan</b>	NCAP	◆ 2005		<b>DSQ</b>		
	4	2	<b>PARK Soo Hwan</b>	KOR	◆ 2004		<b>DSQ</b>		

Legend:					
<b>A</b>	Qualified for final A	<b>AR</b>	American Record	<b>B</b>	Qualified for final B
<b>C</b>	Qualified for final C	<b>CR</b>	Championship Record	<b>DNS</b>	Did Not Start
<b>DSQ</b>	Disqualified	<b>R.T.</b>	Reaction Time	<b>US</b>	US Open Record
<b>WJ</b>	World Junior Record	<b>WR</b>	World Record	◆	Junior swimmer

Official Timekeeping by Omega





# 2021 Toyota U.S. Open Championships

Greensboro

December 1 - 4

Event 11

3 DEC 2021 - 10:54 AM

Women's 100m Butterfly

Heats

## Results Summary

Event Number 11

	Record	Split	Name	NAT Code	Location	Date
<b>WR</b>	55.48	26.01	SJOESTROEM Sarah	SWE	Rio de Janeiro (BRA)	7 AUG 2016
<b>AR</b>	55.66	25.65	HUSKE Torri	USA	Omaha, NE (USA)	14 JUN 2021
<b>US</b>	55.66	25.65	HUSKE Torri	USA	Omaha, NE (USA)	14 JUN 2021
<b>CR</b>	56.61	26.00	CURZAN Claire	USA	Greensboro, NC (USA)	13 NOV 2020
<b>WJ</b>	56.46	26.37	OLEKSIK Penny	USA	Rio de Janeiro (BRA)	7 AUG 2016

Rank	Heat	Lane	Name	Club Code	Year of Birth	R.T.	50m	Time	Time Behind
1	4	4	SMITH Regan	UN-PC	2002	0.80	27.85	<b>59.22</b> 31.37	<b>A</b>
2	3	6	D'ARCY Autumn	CSUB	2000	0.67	28.05	<b>1:00.42</b> 32.37	1.20 <b>A</b>
3	4	3	LU Sydney	PLS	◆ 2004	0.66	27.93	<b>1:00.59</b> 32.66	1.37 <b>A</b>
4	4	5	COMERFORD Mallory	CARD	1997	0.70	28.21	<b>1:00.68</b> 32.47	1.46 <b>A</b>
5	3	4	ZAVAROS Mabel	FLOR	2000	0.70	28.74	<b>1:00.69</b> 31.95	1.47 <b>A</b>
6	2	4	TANKARD Kyleigh	CGBD	◆ 2004	0.72	27.98	<b>1:00.88</b> 32.90	1.66 <b>A</b>
7	1	5	de ROOI Mendy	DUQU	1997	0.67	28.54	<b>1:01.06</b> 32.52	1.84 <b>A</b>
8	3	3	HUR Yeonkyung	KOR	◆ 2005	0.75	29.00	<b>1:01.20</b> 32.20	1.98 <b>A</b>
9	2	6	RAY Amanda	FLOR	2002	0.71	29.01	<b>1:01.25</b> 32.24	2.03 <b>B</b>
10	2	5	AHN Yoojin	KOR	2003	0.69	28.07	<b>1:01.61</b> 33.54	2.39 <b>B</b>
11	4	6	OPACIC Milica	NEB	2001	0.67	28.75	<b>1:01.69</b> 32.94	2.47 <b>B</b>
12	4	1	CAMISA Eleonora	UARK	2002	0.75	28.92	<b>1:01.70</b> 32.78	2.48 <b>B</b>
13	2	8	STANLEY Shelby	UN-NC	2001	0.69	29.46	<b>1:01.73</b> 32.27	2.51 <b>B</b>
14	4	2	LEKO Mia	UN-CT	2000	0.75	28.97	<b>1:01.96</b> 32.99	2.74 <b>B</b>
=15	1	4	WATTS Mimi	AU-PV	2002	0.70	29.70	<b>1:02.10</b> 32.40	2.88 <b>B</b>
=15	2	7	SUN Eleanor	NCAP	◆ 2004	0.76	29.15	<b>1:02.10</b> 32.95	2.88 <b>B</b>
17	2	3	TILTMANN Reilly	UVA	2003	0.74	29.00	<b>1:02.15</b> 33.15	2.93 <b>C</b>
18	3	1	WELCH Ella	CARD	◆ 2004	0.65	28.96	<b>1:02.24</b> 33.28	3.02 <b>C</b>
19	2	1	DONLAN Molly	MAC-NC	◆ 2005	0.75	28.98	<b>1:02.40</b> 33.42	3.18 <b>C</b>
20	3	2	FORRESTER Kathryn	MAC	◆ 2004	0.72	28.68	<b>1:02.41</b> 33.73	3.19 <b>C</b>
21	3	8	VAVRINOVA Adela	UARK	2000	0.73	29.34	<b>1:02.42</b> 33.08	3.20 <b>C</b>
22	1	3	WHITE Katie	ABF	◆ 2004	0.76	29.17	<b>1:02.60</b> 33.43	3.38 <b>C</b>
23	3	7	WALL Tatum	NCAP	◆ 2004	0.75	28.88	<b>1:03.04</b> 34.16	3.82 <b>C</b>

Official Timekeeping by Omega





# 2021 Toyota U.S. Open Championships

Greensboro

December 1 - 4

**Event 11**

3 DEC 2021 - 10:54 AM

Women's 100m Butterfly

Heats

## Results Summary

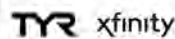
Event Number 11

Rank	Heat	Lane	Name	Club Code	Year of Birth	R.T.	50m	Time	Time Behind	
24	4	8	ANCHRUM Kiara	XAV	2002	0.81	29.45	<b>1:03.27</b> 33.82	4.05	<b>C</b>
25	4	7	MELTON Kobie	UARK	2000	0.61	29.23	<b>1:03.56</b> 34.33	4.34	<b>R</b>
26	2	2	SHIMIZU-BOWERS Hana	BAD	♦ 2004	0.77	29.74	<b>1:04.22</b> 34.48	5.00	<b>R</b>
27	1	6	BROSTOWITZ Tori	SSTY	♦ 2005	0.75	29.91	<b>1:04.51</b> 34.60	5.29	
	3	5	ZENICK Katherine	OSU	2001			<b>DNS</b>		

### Legend:

<b>A</b>	Qualified for final A	<b>AR</b>	American Record	<b>B</b>	Qualified for final B
<b>C</b>	Qualified for final C	<b>CR</b>	Championship Record	<b>DNS</b>	Did Not Start
<b>R</b>	Reserve	<b>R.T.</b>	Reaction Time	<b>US</b>	US Open Record
<b>WJ</b>	World Junior Record	<b>WR</b>	World Record	♦	Junior swimmer

Official Timekeeping by Omega





# 2021 Toyota U.S. Open Championships

Greensboro

December 1 - 4

**Event 12**

3 DEC 2021 - 11:06 AM

Men's 100m Butterfly

Heats

## Results Summary

Event Number 12

	Record	Split	Name	NAT Code	Location	Date
<b>WR</b>	49.45	23.00	DRESSEL Caeleb	USA	Tokyo (JPN)	31 JUL 2021
<b>AR</b>	49.45	23.00	DRESSEL Caeleb	USA	Tokyo (JPN)	31 JUL 2021
<b>US</b>	49.76	23.31	DRESSEL Caeleb	USA	Omaha, NE (USA)	18 JUN 2021
<b>CR</b>	51.65		SHIELDS Tom	USA	Irvine, CA (USA)	1 AUG 2013
<b>WJ</b>	50.62	23.85	MILAK Kristof	HUN	Budapest (HUN)	29 JUL 2017

Rank	Heat	Lane	Name	Club Code	Year of Birth	R.T.	50m	Time	Time Behind
1	2	6	HEILMAN Thomas	CA-Y	2007	0.68	24.95	<b>53.43</b> 28.48	<b>A</b>
2	4	4	FRIESE Eric	FLOR	1999	0.67	25.01	<b>53.47</b> 28.46	0.04 <b>A</b>
3	4	5	MOUSSALEM AMARAL Iago	UN-IN	1998	0.66	25.22	<b>53.62</b> 28.40	0.19 <b>A</b>
4	2	4	CRAWFORD Jace	FLOR	2002	0.67	25.27	<b>53.92</b> 28.65	0.49 <b>A</b>
5	3	6	SAMUELS Brady	UN-IN	◆ 2003	0.67	25.39	<b>53.96</b> 28.57	0.53 <b>A</b>
6	3	3	HWANGBO Junheon	KOR	◆ 2004	0.68	25.34	<b>53.99</b> 28.65	0.56 <b>A</b>
7	3	5	GENTRY Landon	NCAP	◆ 2004	0.71	25.10	<b>54.04</b> 28.94	0.61 <b>A</b>
8	2	5	BUREAU Lucas	HOKI	1994	0.71	25.23	<b>54.14</b> 28.91	0.71 <b>A</b>
9	2	1	QUACH Alex	OSU	2001	0.64	26.06	<b>54.37</b> 28.31	0.94 <b>B</b>
10	2	8	FICK Bob	UN-LE	2001	0.71	25.41	<b>54.62</b> 29.21	1.19 <b>B</b>
11	4	3	QALI Abbas	AZFL	1992	0.63	25.17	<b>54.81</b> 29.64	1.38 <b>B</b>
12	4	2	GUSTAFSON Chachi	OSU	2001	0.66	25.72	<b>54.82</b> 29.10	1.39 <b>B</b>
13	3	4	ANDREIS Sem	OSU	1999	0.70	24.92	<b>54.99</b> 30.07	1.56 <b>B</b>
14	4	6	VINCENT Davidson	AZFL	2001	0.64	25.97	<b>55.16</b> 29.19	1.73 <b>B</b>
15	3	7	BERMUDEZ Simon	NCAP	◆ 2006	0.61	25.90	<b>55.55</b> 29.65	2.12 <b>B</b>
16	4	8	JONES Stephen	GCSC	1998	0.66	26.01	<b>55.76</b> 29.75	2.33 <b>B</b>
17	3	8	BILLITTO Andrew	WFLA	◆ 2005	0.78	25.91	<b>55.78</b> 29.87	2.35 <b>C</b>
18	1	4	FLOYD Kyle	UN-NE	2002	0.63	26.03	<b>55.95</b> 29.92	2.52 <b>C</b>
19	2	3	CALKINS Stephen	UCSC	1998	0.65	25.40	<b>56.07</b> 30.67	2.64 <b>C</b>
20	4	7	NEWELL Rob	UPHL	1990	0.72	25.95	<b>56.18</b> 30.23	2.75 <b>C</b>
21	3	1	GILLILAN Loren	CSUB	1998	0.63	26.15	<b>56.43</b> 30.28	3.00 <b>C</b>
22	1	5	SZEKELY Matthew	UN-NE	2001	0.66	26.26	<b>56.55</b> 30.29	3.12 <b>C</b>
23	2	7	OEHLER Everett	RMSC	◆ 2003	0.60	26.13	<b>56.61</b> 30.48	3.18 <b>C</b>

Official Timekeeping by Omega





# 2021 Toyota U.S. Open Championships

Greensboro

December 1 - 4

**Event 12**

3 DEC 2021 - 11:06 AM

Men's 100m Butterfly

Heats

## Results Summary

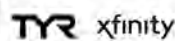
Event Number 12

Rank	Heat	Lane	Name	Club Code	Year of Birth	R.T.	50m	Time	Time Behind	
24	1	6	HENKEL Bryce	UN-NE	2002	0.68	26.74	<b>56.94</b> 30.20	3.51	<b>C</b>
25	1	3	MULLEN Joey	XAV	2000	0.69	26.34	<b>57.14</b> 30.80	3.71	<b>R</b>
26	4	1	HANNEWYK Gage	XAV	♦ 2003	0.61	25.77	<b>57.25</b> 31.48	3.82	<b>R</b>
27	1	2	MILLER Reid	MAC-NC	♦ 2003	0.68	26.39	<b>57.57</b> 31.18	4.14	
28	3	2	MORALES Josiah	PAQ	1994	0.67	26.61	<b>59.00</b> 32.39	5.57	
	1	7	LUCKY Matthew	UN-NC	♦ 2004			<b>DNS</b>		
	2	2	ZUCKER Logan	MAC-NC	♦ 2003			<b>DNS</b>		

### Legend:

<b>A</b>	Qualified for final A	<b>AR</b>	American Record	<b>B</b>	Qualified for final B
<b>C</b>	Qualified for final C	<b>CR</b>	Championship Record	<b>DNS</b>	Did Not Start
<b>R</b>	Reserve	<b>R.T.</b>	Reaction Time	<b>US</b>	US Open Record
<b>WJ</b>	World Junior Record	<b>WR</b>	World Record	♦	Junior swimmer

Official Timekeeping by Omega





# 2021 Toyota U.S. Open Championships

Greensboro

December 1 - 4

Event 13

3 DEC 2021 - 11:15 AM

Women's 200m Freestyle

Heats

## Results Summary

Event Number 13

	Record	Splits			Name	NAT Code	Location	Date
<b>WR</b>	1:52.98	27.34	55.60	1:24.38	PELLEGRINI Federica	ITA	Rome (ITA)	29 JUL 2009
<b>AR</b>	1:53.61	27.18	55.38	1:24.35	SCHMITT Allison	USA	London (GBR)	31 JUL 2012
<b>US</b>	1:54.40	27.01	55.61	1:24.89	SCHMITT Allison	USA	Omaha, NE (USA)	28 JUN 2012
<b>CR</b>	1:56.24	27.32	56.47	1:26.31	LEDECKY Katie	USA	Atlanta, GA (USA)	6 DEC 2019
<b>WJ</b>	1:55.43	27.00	56.54	1:26.15	YANG Junxuan	CHN	Beijing (USA)	24 JUL 2019

Rank	Heat	Lane	Name	Club Code	Year of Birth	R.T.	50m	100m	150m	Time	Time Behind
1	3	4	LEDECKY Katie	UN-FL	1997	0.70	27.59	56.86	1:26.36	<b>1:56.06</b>	<b>A</b>
2	2	4	MADDEN Paige	UN-VA	1998	0.70	27.75	57.50	1:27.72	<b>1:58.12</b>	2.06 <b>A</b>
3	3	5	GEMMELL Erin	NCAP	◆ 2004	0.81	27.67	57.91	1:28.86	<b>1:59.99</b>	3.93 <b>A</b>
4	1	4	SMITH Leah	TXLA	1995	0.71	28.39	58.88	1:29.74	<b>2:00.32</b>	4.26 <b>A</b>
5	2	5	MROZINSKI Julia	TENN	2000	0.70	28.80	59.74	1:31.12	<b>2:01.19</b>	5.13 <b>A</b>
6	2	3	OPENYSHEVA Arina	UOFL	1999	0.69	28.42	59.09	1:29.75	<b>2:01.28</b>	5.22 <b>A</b>
7	2	6	BELLIO Katrina	ESWI	◆ 2004	0.76	28.86	59.77	1:30.91	<b>2:01.34</b>	5.28 <b>A</b>
8	3	3	SPINK Camille	NCAP	◆ 2004	0.72	27.82	58.46	1:30.37	<b>2:02.38</b>	6.32 <b>A</b>
9	2	7	SCHMIDT Sierra	SAC	1998	0.75	29.07	59.91	1:31.42	<b>2:02.45</b>	6.39 <b>B</b>
10	3	6	COETZEE Dune	UN-US	2002	0.76	28.67	59.18	1:30.82	<b>2:02.55</b>	6.49 <b>B</b>
11	1	3	BATES Talia	FLOR	2001	0.71	28.19	59.37	1:30.97	<b>2:02.57</b>	6.51 <b>B</b>
12	1	2	GOLDING Kathleen	FLOR	2000	0.74	28.79	1:00.24	1:31.81	<b>2:03.34</b>	7.28 <b>B</b>
13	1	6	HAEBIG Autumn	NEB	1998	0.79	29.34	1:00.77	1:32.17	<b>2:03.36</b>	7.30 <b>B</b>
14	3	7	MATHIEU Tylor	FLOR	2000	0.78	28.94	1:00.35	1:32.63	<b>2:04.00</b>	7.94 <b>B</b>
15	1	7	STONEBURG Blair	TCA	◆ 2004	0.67	28.23	59.54	1:32.11	<b>2:04.78</b>	8.72 <b>B</b>
16	2	1	HAN Kayla	RMDA	2008	0.72	30.02	1:01.90	1:33.67	<b>2:05.05</b>	8.99 <b>B</b>
17	1	5	DOUTHWRIGHT Brooklyn	TENN	2003	0.69	29.36	1:00.95	1:33.27	<b>2:05.92</b>	9.86 <b>C</b>
18	2	2	CRONK Micayla	FLOR	2003	0.70	28.92	1:00.70	1:32.74	<b>2:06.37</b>	10.31 <b>C</b>
19	3	2	COX Jillian	UN-ST	◆ 2005	0.71	29.16	1:01.16	1:33.70	<b>2:06.68</b>	10.62 <b>C</b>
20	3	8	HUR Yeonkyung	KOR	◆ 2005	0.77	29.44	1:01.19	1:34.08	<b>2:06.79</b>	10.73 <b>C</b>
21	3	1	GINGRICH Leah	HURR	1990	0.75	29.20	1:01.10	1:33.64	<b>2:07.13</b>	11.07 <b>C</b>
22	2	8	PODKOSCIELNY Julia	PCS	◆ 2004	0.73	28.84	1:01.16	1:34.43	<b>2:07.44</b>	11.38 <b>C</b>
23	1	8	CONZE Maren	NCAP	◆ 2004	0.73	29.31	1:01.41	1:35.15	<b>2:08.71</b>	12.65 <b>C</b>

Official Timekeeping by Omega







# 2021 Toyota U.S. Open Championships

Greensboro

December 1 - 4

**Event 13**

3 DEC 2021 - 11:15 AM

Women's 200m Freestyle

Heats

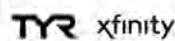
## Results Summary

Event Number 13

Rank	Heat	Lane	Name	Club Code	Year of Birth	R.T.	50m	100m	150m	Time	Time Behind
24	1	1	DUNCAN Sophie	NCAP	◆ 2004	0.77	29.90	1:02.71 32.81	1:36.14 33.43	<b>2:09.09</b> 32.95	13.03 <b>C</b>

Legend:							
<b>A</b>	Qualified for final A	<b>AR</b>	American Record	<b>B</b>	Qualified for final B	<b>C</b>	Qualified for final C
<b>CR</b>	Championship Record	<b>R.T.</b>	Reaction Time	<b>US</b>	US Open Record	<b>WJ</b>	World Junior Record
<b>WR</b>	World Record	◆	Junior swimmer				

Official Timekeeping by Omega





# 2021 Toyota U.S. Open Championships

Greensboro

December 1 - 4

Event 14

3 DEC 2021 - 11:31 AM

Men's 200m Freestyle

Heats

## Results Summary

Event Number 14

	Record	Splits			Name	NAT Code	Location	Date
<b>WR</b>	1:42.00	24.23	50.12	1:16.30	BIEDERMANN Paul	GER	Rome (ITA)	28 JUL 2009
<b>AR</b>	1:42.96	24.31	50.29	1:16.84	PHELPS Michael	USA	Beijing (CHN)	12 AUG 2008
<b>US</b>	1:44.10	24.89	51.00	1:17.81	PHELPS Michael	USA	Omaha, NE (USA)	1 JUL 2008
<b>CR</b>	1:45.92	24.65	50.98	1:18.41	HAAS Townley	USA	Atlanta, GA (USA)	6 DEC 2019
<b>WJ</b>	1:45.92	24.83	51.79	1:19.15	HWANG Sunwoo	KOR	Gimcheon (KOR)	19 NOV 2020

Rank	Heat	Lane	Name	Club Code	Year of Birth	R.T.	50m	100m	150m	Time	Time Behind
1	4	4	FREEMAN Trey	FLOR	2000	0.67	25.38	53.18	1:21.21	<b>1:49.17</b>	<b>A</b>
2	4	5	BARNA Andrej	CARD	1998	0.66	25.33	53.23	1:21.76	<b>1:49.74</b>	0.57 <b>A</b>
3	2	4	KHIEW Hoe Yean	MAS	2002	0.73	25.65	53.39	1:21.57	<b>1:50.02</b>	0.85 <b>A</b>
4	2	7	HEILMAN Thomas	CA-Y	2007	0.71	26.28	54.37	1:23.36	<b>1:51.27</b>	2.10 <b>A</b>
5	3	7	LINDHOLM Oskar	FLOR	2001	0.72	25.58	53.67	1:23.17	<b>1:51.48</b>	2.31 <b>A</b>
6	3	2	BORGES Gus	PRVT	1999	0.66	25.66	54.14	1:22.98	<b>1:51.61</b>	2.44 <b>A</b>
7	3	4	SIM Welson Wee Sheng	MAS	1997	0.67	26.27	54.70	1:23.59	<b>1:52.09</b>	2.92 <b>A</b>
8	3	3	WARD Zach	BKYS	2002	0.78	26.54	55.09	1:24.02	<b>1:52.55</b>	3.38 <b>A</b>
9	4	2	CRAWFORD Jace	FLOR	2002	0.66	26.61	55.00	1:23.98	<b>1:52.72</b>	3.55 <b>B</b>
10	4	7	WEIGEL Isaac	UN-IA	◆ 2003	0.61	26.23	54.65	1:24.06	<b>1:52.88</b>	3.71 <b>B</b>
11	4	3	GONZALEZ PINERO Joaquin	FLOR	2002	0.65	26.19	54.67	1:23.66	<b>1:52.90</b>	3.73 <b>B</b>
12	2	6	FATH Leo	SFU	1999	0.65	25.99	54.35	1:23.52	<b>1:52.92</b>	3.75 <b>B</b>
13	4	1	MARTIN Andrew	XAV	2001	0.66	26.93	55.52	1:24.72	<b>1:53.43</b>	4.26 <b>B</b>
14	2	5	CHANEY Adam	FLOR	2002	0.67	25.41	54.00	1:23.26	<b>1:53.62</b>	4.45 <b>B</b>
15	3	6	LOUW Henre	UN-US	2002	0.71	26.59	55.44	1:24.94	<b>1:54.10</b>	4.93 <b>B</b>
16	3	1	CLARK John	UN-HI	2000	0.71	27.07	56.22	1:25.50	<b>1:54.55</b>	5.38 <b>B</b>
17	1	2	CHAI Matthew	FAST	◆ 2003	0.80	27.65	57.43	1:26.61	<b>1:54.95</b>	5.78 <b>C</b>
18	2	8	KIM Minjoon	KOR	◆ 2004	0.67	25.84	54.63	1:25.64	<b>1:55.21</b>	6.04 <b>C</b>
19	3	5	KAROLCZAK Jan Michal	UVA	2001	0.69	26.88	56.07	1:25.91	<b>1:55.96</b>	6.79 <b>C</b>
20	1	6	POPLAWSKI Richard	SCAR	◆ 2006	0.71	28.23	57.96	1:27.80	<b>1:56.66</b>	7.49 <b>C</b>
21	4	8	KIRTON Ryan	UN-SI	2002	0.71	27.54	56.92	1:27.12	<b>1:56.70</b>	7.53 <b>C</b>
22	1	4	DYER Noah	MACH	◆ 2005	0.72	27.18	57.88	1:27.29	<b>1:57.45</b>	8.28 <b>C</b>
23	2	2	BRIMER Ryan	CSUB	1999	0.65	26.98	56.30	1:27.26	<b>1:57.79</b>	8.62 <b>C</b>

Official Timekeeping by Omega





# 2021 Toyota U.S. Open Championships

Greensboro

December 1 - 4

**Event 14**

3 DEC 2021 - 11:31 AM

Men's 200m Freestyle

Heats

## Results Summary

Event Number 14

Rank	Heat	Lane	Name	Club Code	Year of Birth	R.T.	50m	100m	150m	Time	Time Behind
24	3	8	NOSACK Diego	THSC	◆ 2004	0.66	27.49	57.30	1:27.80	<b>1:58.50</b>	9.33 <b>C</b>
								29.81	30.50	30.70	
25	2	1	PETKOVIC Andrija	UN-SI	2001	0.67	26.87	56.32	1:26.68	<b>1:58.66</b>	9.49 <b>R</b>
								29.45	30.36	31.98	
26	4	6	BUESSING Cedric	UN-IN	◆ 2003	0.68	26.96	56.70	1:28.36	<b>1:59.73</b>	10.56 <b>R</b>
								29.74	31.66	31.37	
27	1	5	HWANGBO Junheon	KOR	◆ 2004	0.66	28.78	1:00.59	1:32.82	<b>2:05.05</b>	15.88
								31.81	32.23	32.23	
	1	3	PARENT Josh	ABF	◆ 2004					<b>DNS</b>	
	2	3	ZUCKER Logan	MAC-NC	◆ 2003					<b>DNS</b>	

### Legend:

<b>A</b>	Qualified for final A	<b>AR</b>	American Record	<b>B</b>	Qualified for final B
<b>C</b>	Qualified for final C	<b>CR</b>	Championship Record	<b>DNS</b>	Did Not Start
<b>R</b>	Reserve	<b>R.T.</b>	Reaction Time	<b>US</b>	US Open Record
<b>WJ</b>	World Junior Record	<b>WR</b>	World Record	◆	Junior swimmer

Official Timekeeping by Omega





# 2021 Toyota U.S. Open Championships

Greensboro

December 1 - 4

Event 15

3 DEC 2021 - 11:44 AM

Women's 100m Breaststroke

Heats

## Results Summary

Event Number 15

	Record	Split	Name	NAT Code	Location	Date
<b>WR</b>	1:04.13	29.80	KING Lilly	USA	Budapest (HUN)	25 JUL 2017
<b>AR</b>	1:04.13	29.80	KING Lilly	USA	Budapest (HUN)	25 JUL 2017
<b>US</b>	1:04.45	29.80	HARDY Jessica	USA	Federal Way, WA (USA)	7 AUG 2009
<b>CR</b>	1:04.45		HARDY Jessica	USA	Federal Way, WA (USA)	7 AUG 2009
<b>WJ</b>	1:04.35	29.97	MEILUTYTE Ruta	LTU	Barcelona (ESP)	29 JUL 2013

Rank	Heat	Lane	Name	Club Code	Year of Birth	R.T.	50m	Time	Time Behind
1	3	4	MACCAUSLAND Heather	NCS	2001	0.67	32.37	<b>1:09.78</b> 37.41	<b>A</b>
2	4	4	BACH Hannah	OSU	2000	0.66	33.01	<b>1:09.79</b> 36.78	0.01 <b>A</b>
3	3	5	KIM Ahryoung	KOR	◆ 2006	0.65	33.54	<b>1:10.51</b> 36.97	0.73 <b>A</b>
4	2	4	PHEE Jinq En	MAS	1997	0.73	33.56	<b>1:10.73</b> 37.17	0.95 <b>A</b>
5	4	5	MATHIEU Tylor	FLOR	2000	0.78	33.43	<b>1:10.89</b> 37.46	1.11 <b>A</b>
6	2	7	COTHERN Bella	UARK	2001	0.61	33.47	<b>1:11.48</b> 38.01	1.70 <b>A</b>
7	4	8	van JAARSVELD Marizel	UN-IN	1999	0.64	33.64	<b>1:11.74</b> 38.10	1.96 <b>A</b>
8	3	3	RAINEY Grace	MAC-NC	◆ 2004	0.83	33.98	<b>1:11.84</b> 37.86	2.06 <b>A</b>
9	2	5	JONES Bradi	UARK	2001	0.67	33.76	<b>1:12.11</b> 38.35	2.33 <b>B</b>
10	4	6	KANARY Karina	TXLA	◆ 2005	0.76	34.41	<b>1:12.43</b> 38.02	2.65 <b>B</b>
11	3	6	STEIN Ella	NEB	2002	0.70	33.56	<b>1:12.69</b> 39.13	2.91 <b>B</b>
12	2	2	WRIGHT Laura	BSU	2001	0.78	34.20	<b>1:12.85</b> 38.65	3.07 <b>B</b>
13	3	1	KOTONEN Anna	UN-HI	1997	0.73	33.69	<b>1:13.17</b> 39.48	3.39 <b>B</b>
14	4	3	HALL Maia	NEB	2002	0.70	33.89	<b>1:13.26</b> 39.37	3.48 <b>B</b>
15	4	7	BADER Alex	BSU	1999	0.70	34.42	<b>1:13.34</b> 38.92	3.56 <b>B</b>
16	2	6	RANDBY Jojo	NEB	2003	0.69	34.85	<b>1:13.59</b> 38.74	3.81 <b>B</b>
17	3	7	BALDACCI Giovanna	UN-NE	2001	0.67	34.66	<b>1:13.63</b> 38.97	3.85 <b>C</b>
18	2	3	KLAMFOTH Avery	MAC-NC	◆ 2007	0.71	34.95	<b>1:14.00</b> 39.05	4.22 <b>C</b>
19	4	1	BROSTOWITZ Tori	SSTY	◆ 2005	0.75	34.09	<b>1:14.03</b> 39.94	4.25 <b>C</b>
20	3	2	JOYCE Genna	UN-VA	2002	0.75	34.93	<b>1:14.22</b> 39.29	4.44 <b>C</b>
21	2	1	CLABEAUX Jacquee	GMU	1999	0.71	34.76	<b>1:14.24</b> 39.48	4.46 <b>C</b>
22	4	2	SUN Eleanor	NCAP	◆ 2004	0.75	35.50	<b>1:14.38</b> 38.88	4.60 <b>C</b>
23	2	8	DETWILER Tatum	PITT	2001	0.68	34.26	<b>1:14.41</b> 40.15	4.63 <b>C</b>

Official Timekeeping by Omega





# 2021 Toyota U.S. Open Championships

Greensboro

December 1 - 4

**Event 15**

3 DEC 2021 - 11:44 AM

Women's 100m Breaststroke

Heats

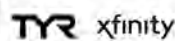
## Results Summary

Event Number 15

Rank	Heat	Lane	Name	Club Code	Year of Birth	R.T.	50m	Time	Time Behind	
24	3	8	WELCH Ella	CARD	◆ 2004	0.68	35.60	<b>1:14.46</b> 38.86	4.68	<b>C</b>
25	1	5	SMITH Ella	ABF	2003	0.78	35.06	<b>1:14.74</b> 39.68	4.96	<b>R</b>
26	1	3	KANTNER Emily	NOVA	◆ 2005	0.81	35.25	<b>1:14.83</b> 39.58	5.05	<b>R</b>
27	1	4	NEWMAN Anna	UN-NC	2003	0.70	35.68	<b>1:16.34</b> 40.66	6.56	

<b>Legend:</b>							
<b>A</b>	Qualified for final A	<b>AR</b>	American Record	<b>B</b>	Qualified for final B	<b>C</b>	Qualified for final C
<b>CR</b>	Championship Record	<b>R</b>	Reserve	<b>R.T.</b>	Reaction Time	<b>US</b>	US Open Record
<b>WJ</b>	World Junior Record	<b>WR</b>	World Record	◆	Junior swimmer		

Official Timekeeping by Omega





# 2021 Toyota U.S. Open Championships

Greensboro

December 1 - 4

Event 16

3 DEC 2021 - 11:57 AM

Men's 100m Breaststroke

Heats

## Results Summary

Event Number 16

	Record	Split	Name	NAT Code	Location	Date
<b>WR</b>	56.88	26.63	PEATY Adam	GBR	Gwangju (KOR)	21 JUL 2019
<b>AR</b>	58.14	26.83	ANDREW Michael	USA	Omaha, NE (USA)	13 JUN 2021
<b>US</b>	58.14	26.83	ANDREW Michael	USA	Omaha, NE (USA)	13 JUN 2021
<b>CR</b>	59.28	27.94	WILSON Andrew	USA	Atlanta, GA (USA)	6 DEC 2019
<b>WJ</b>	59.01	27.48	MARTINENGI Nicolo	ITA	Indianapolis (USA)	23 AUG 2017

Rank	Heat	Lane	Name	Club Code	Year of Birth	R.T.	50m	Time	Time Behind
1	4	4	NICHOLS Noah	UVA	2002	0.67	29.21	<b>1:01.82</b> 32.61	<b>A</b>
2	5	8	PREMA Likith	UN-IN	1998	0.66	29.20	<b>1:02.34</b> 33.14	0.52 <b>A</b>
3	5	4	FISCHER Brandon	UN-PC	1989	0.75	28.83	<b>1:02.38</b> 33.55	0.56 <b>A</b>
4	4	5	MIKUTA Reid	AU-SE	2001	0.66	29.29	<b>1:02.60</b> 33.31	0.78 <b>A</b>
5	5	5	HORREGO Julio	SOFL	1998	0.69	29.43	<b>1:02.67</b> 33.24	0.85 <b>A</b>
6	5	3	ROMANOV Pavel	ALPH	1993	0.61	28.85	<b>1:02.77</b> 33.92	0.95 <b>A</b>
7	3	5	KUSTO Rafal	NCS	1999	0.62	29.15	<b>1:02.97</b> 33.82	1.15 <b>A</b>
8	3	8	RACHED WINDMULLER Raphael	FLOR	◆ 2003	0.75	29.54	<b>1:03.05</b> 33.51	1.23 <b>A</b>
9	4	3	CHEN Jerry	PITT	2000	0.68	29.28	<b>1:03.11</b> 33.83	1.29 <b>B</b>
10	3	2	MAHABIR Nicholas	CSTE	◆ 2005	0.65	29.26	<b>1:03.22</b> 33.96	1.40 <b>B</b>
11	3	4	McDANIEL Hudson	OSU	1999	0.76	28.76	<b>1:03.39</b> 34.63	1.57 <b>B</b>
12	5	7	AL-TARMOOM Rashed	AZFL	1999	0.64	29.35	<b>1:03.50</b> 34.15	1.68 <b>B</b>
13	4	8	MOK Marcus	UN-IL	2001	0.69	29.86	<b>1:03.53</b> 33.67	1.71 <b>B</b>
14	5	6	PUSATERI Luke	UN-SI	2002	0.73	29.84	<b>1:04.05</b> 34.21	2.23 <b>B</b>
15	4	7	OLSEN-STAVRAKAS Kent	STAR	1991	0.65	30.15	<b>1:04.38</b> 34.23	2.56 <b>B</b>
=16	2	8	HILDESHEIM Ethan	UN-SI	◆ 2003	0.67	29.75	<b>1:04.51</b> 34.76	2.69 <b>?</b>
=16	3	3	STEELE Matt	UN-GA	2002	0.77	30.01	<b>1:04.51</b> 34.50	2.69 <b>?</b>
18	4	2	KROLL Matthew	MAC-NC	◆ 2003	0.67	30.13	<b>1:04.78</b> 34.65	2.96 <b>C</b>
19	5	2	VEIT Eric	UDEL	1998	0.64	29.65	<b>1:04.90</b> 35.25	3.08 <b>C</b>
20	2	4	GARBERICK Joey	BSU	2001	0.70	29.73	<b>1:05.06</b> 35.33	3.24 <b>C</b>
21	5	1	FIKE James	UN-NT	1981	0.72	30.01	<b>1:05.08</b> 35.07	3.26 <b>C</b>
22	2	1	BERNARD Jon	XAV	2000	0.73	30.63	<b>1:05.11</b> 34.48	3.29 <b>C</b>
23	1	5	DELMAR Ben	MAC-NC	◆ 2005	0.72	31.21	<b>1:05.25</b> 34.04	3.43 <b>C</b>

Official Timekeeping by Omega





# 2021 Toyota U.S. Open Championships

Greensboro

December 1 - 4

**Event 16**

3 DEC 2021 - 11:57 AM

Men's 100m Breaststroke

Heats

## Results Summary

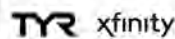
Event Number 16

Rank	Heat	Lane	Name	Club Code	Year of Birth	R.T.	50m	Time	Time Behind	
24	2	6	FRIESE Eric	FLOR	1999	0.67	30.62	<b>1:05.29</b> 34.67	3.47	<b>C</b>
25	4	1	LUCKY Matthew	UN-NC	♦ 2004	0.61	30.08	<b>1:05.46</b> 35.38	3.64	<b>R</b>
26	1	3	GARNER Jed	RMSC	♦ 2005	0.67	30.86	<b>1:05.47</b> 34.61	3.65	<b>R</b>
27	2	2	McLAREN Cael	UN-NC	2002	0.65	31.00	<b>1:05.66</b> 34.66	3.84	
28	3	7	STEWART Asa	ACE	2001	0.68	30.61	<b>1:05.69</b> 35.08	3.87	
29	3	6	TENPAS Will	UN-NC	2001	0.72	30.51	<b>1:05.83</b> 35.32	4.01	
30	1	6	KELLY Jordan	NCAP	♦ 2005	0.68	30.87	<b>1:06.31</b> 35.44	4.49	
31	4	6	SEIDEL Max	CSTE	2001	0.69	31.10	<b>1:06.37</b> 35.27	4.55	
32	2	7	KRUSINSKI Jack	CLEV	1999	0.65	30.88	<b>1:06.58</b> 35.70	4.76	
33	3	1	MILIN Antonio	CSUB	1999	0.63	30.90	<b>1:06.88</b> 35.98	5.06	
34	1	4	CARMAN Jack	MACH	♦ 2003	0.59	31.26	<b>1:06.98</b> 35.72	5.16	
35	1	2	ANBAR Kalen	NCY	♦ 2005	0.69	31.66	<b>1:07.23</b> 35.57	5.41	
36	2	3	LAMB August	UVA	2000	0.68	31.42	<b>1:08.79</b> 37.37	6.97	
	2	5	ABAQUETA Cam	MAC-NC	♦ 2003			<b>DNS</b>		

### Legend:

?	Involved in swim-off	<b>A</b>	Qualified for final A	<b>AR</b>	American Record
<b>B</b>	Qualified for final B	<b>C</b>	Qualified for final C	<b>CR</b>	Championship Record
<b>DNS</b>	Did Not Start	<b>R</b>	Reserve	<b>R.T.</b>	Reaction Time
<b>US</b>	US Open Record	<b>WJ</b>	World Junior Record	<b>WR</b>	World Record
♦	Junior swimmer				

Official Timekeeping by Omega





# 2021 Toyota U.S. Open Championships

Greensboro

December 1 - 4

Event 17

3 DEC 2021 - 12:08 PM

Women's 100m Backstroke

Heats

## Results Summary

Event Number 17

	Record	Split	Name	NAT Code	Location	Date
<b>WR</b>	57.45	28.10	McKEOWN Kaylee	AUS	Adelaide, SA (AUS)	13 JUN 2021
<b>AR</b>	57.57	27.74	SMITH Regan	USA	Gwangju (KOR)	28 JUL 2019
<b>US</b>	57.92	28.24	SMITH Regan	USA	Omaha, NE (USA)	14 JUN 2021
<b>CR</b>	58.63	28.46	BACON Phoebe	USA	Atlanta, GA (USA)	6 DEC 2019
<b>WJ</b>	57.57	27.74	SMITH Regan	USA	Gwangju (KOR)	28 JUL 2019

Rank	Heat	Lane	Name	Club Code	Year of Birth	R.T.	50m	Time	Time Behind
1	4	4	SMITH Regan	UN-PC	2002	0.56	29.15	<b>59.51</b> 30.36	<b>A</b>
2	3	3	MOSTEK Anya	PAY	2003	0.73	30.21	<b>1:01.89</b> 31.68	2.38 <b>A</b>
3	4	5	MELTON Kobie	UARK	2000	0.63	29.77	<b>1:02.09</b> 32.32	2.58 <b>A</b>
4	2	4	SMITH Summer	TENN	2003	0.75	30.36	<b>1:02.40</b> 32.04	2.89 <b>A</b>
5	2	5	TILTMANN Reilly	UVA	2003	0.62	30.18	<b>1:02.49</b> 32.31	2.98 <b>A</b>
6	2	6	SHACKLEY Leah	BRY	◆ 2006	0.59	30.58	<b>1:02.71</b> 32.13	3.20 <b>A</b>
7	4	6	VARGA Ella	UCSC	◆ 2004	0.62	30.41	<b>1:02.99</b> 32.58	3.48 <b>A</b>
8	4	1	SPINK Camille	NCAP	◆ 2004	0.67	30.67	<b>1:03.00</b> 32.33	3.49 <b>A</b>
9	3	4	BATES Talia	FLOR	2001	0.62	30.82	<b>1:03.04</b> 32.22	3.53 <b>B</b>
10	2	3	WALL Tatum	NCAP	◆ 2004	0.70	31.16	<b>1:03.33</b> 32.17	3.82 <b>B</b>
11	2	8	PODKOSCIELNY Julia	PCS	◆ 2004	0.72	30.55	<b>1:03.41</b> 32.86	3.90 <b>B</b>
12	3	5	TYLER Ali	GMU	2002	0.58	30.22	<b>1:03.45</b> 33.23	3.94 <b>B</b>
13	2	1	LOGAN Clare	UN-NJ	◆ 2006	0.70	30.38	<b>1:03.59</b> 33.21	4.08 <b>B</b>
14	4	2	DOUTHWRIGHT Brooklyn	TENN	2003	0.58	31.11	<b>1:03.60</b> 32.49	4.09 <b>B</b>
15	3	6	ZAVAROS Rosie	FLOR	2000	0.58	30.51	<b>1:03.61</b> 33.10	4.10 <b>B</b>
=16	2	2	THOMPSON Emily	GSCY	◆ 2005	0.65	31.23	<b>1:03.71</b> 32.48	4.20 <b>?</b>
=16	2	7	ISLETA Chloe	UN-AZ	1998	0.65	31.13	<b>1:03.71</b> 32.58	4.20 <b>?</b>
18	4	8	SCHOLER Haley	DUQU	2003	0.67	31.22	<b>1:04.03</b> 32.81	4.52 <b>C</b>
19	1	7	RODRIGUES Sarah	NJBL	◆ 2006	0.66	31.01	<b>1:04.32</b> 33.31	4.81 <b>C</b>
20	4	3	FERGUSON Zuri	ABF	◆ 2007	0.62	31.93	<b>1:04.47</b> 32.54	4.96 <b>C</b>
21	3	1	THOMPSON Ann	SCSC	◆ 2005	0.70	31.07	<b>1:04.49</b> 33.42	4.98 <b>C</b>
22	3	8	FARRIS Aislin	ABF	◆ 2004	0.57	31.82	<b>1:04.53</b> 32.71	5.02 <b>C</b>
23	4	7	McNEIL Piper	AESC	◆ 2005	0.62	31.10	<b>1:04.79</b> 33.69	5.28 <b>C</b>

Official Timekeeping by Omega







# 2021 Toyota U.S. Open Championships

Greensboro

December 1 - 4

**Event 17**

3 DEC 2021 - 12:08 PM

Women's 100m Backstroke

Heats

## Results Summary

Event Number 17

Rank	Heat	Lane	Name	Club Code	Year of Birth	R.T.	50m	Time	Time Behind	
24	1	3	RONQUILLIO Madesyn	NEB	2000	0.53	31.63	<b>1:05.17</b> 33.54	5.66	<b>C</b>
25	1	4	DONLAN Molly	MAC-NC	◆ 2005	0.69	31.63	<b>1:05.20</b> 33.57	5.69	<b>R</b>
26	3	7	SCHOLES Dylan	MAC	◆ 2004	0.63	31.57	<b>1:05.77</b> 34.20	6.26	<b>R</b>
27	1	1	CHASSER Caroline	BD	◆ 2005	0.74	32.01	<b>1:05.87</b> 33.86	6.36	
28	3	2	SANG Seoyeon	KOR	◆ 2004	0.66	31.69	<b>1:06.02</b> 34.33	6.51	
29	1	5	BARTHEL Alana	UN-SI	2003	0.62	30.95	<b>1:06.04</b> 35.09	6.53	
30	1	2	D'ARCY Autumn	CSUB	2000	0.71	31.52	<b>1:06.30</b> 34.78	6.79	
31	1	6	STEEN Audrey	DUQU	1999	0.66	30.65	<b>1:06.51</b> 35.86	7.00	
32	1	8	IVAN Teresa	UN-OH	2003	0.74	32.08	<b>1:07.59</b> 35.51	8.08	

Legend:							
?	Involved in swim-off	<b>A</b>	Qualified for final A	<b>AR</b>	American Record	<b>B</b>	Qualified for final B
<b>C</b>	Qualified for final C	<b>CR</b>	Championship Record	<b>R</b>	Reserve	<b>R.T.</b>	Reaction Time
<b>US</b>	US Open Record	<b>WJ</b>	World Junior Record	<b>WR</b>	World Record	◆	Junior swimmer

Official Timekeeping by Omega





# 2021 Toyota U.S. Open Championships

Greensboro

December 1 - 4

Event 18

3 DEC 2021 - 12:19 PM

Men's 100m Backstroke

Heats

## Results Summary

Event Number 18

	Record	Split	Name	NAT Code	Location	Date
<b>WR</b>	51.85	25.13	MURPHY Ryan	USA	Rio de Janeiro (BRA)	13 AUG 2016
<b>AR</b>	51.85	25.13	MURPHY Ryan	USA	Rio (BRA)	13 AUG 2016
<b>US</b>	51.94	25.35	PEIRSOL Aaron	USA	Indianapolis, IN (USA)	8 JUL 2009
<b>CR</b>	52.51		THOMAN Nicholas	USA	Federal Way, WA (USA)	7 AUG 2009
<b>WJ</b>	52.53	25.53	KOLESNIKOV Kliment	RUS	Glasgow (GBR)	6 AUG 2018

Rank	Heat	Lane	Name	Club Code	Year of Birth	R.T.	50m	Time	Time Behind
1	2	4	<b>MAKRYGIANNIS Vaggelis</b>	UN-CA	2000	0.60	26.24	<b>54.18</b> 27.94	<b>A</b>
2	4	5	<b>STEWART Sam</b>	CKS	1997	0.61	27.12	<b>55.55</b> 28.43	1.37 <b>A</b>
3	3	5	<b>MORALES Yeziel</b>	AZFL	1996	0.52	26.47	<b>55.76</b> 29.29	1.58 <b>A</b>
4	3	4	<b>AIKINS Jack</b>	UVA	2002	0.55	27.01	<b>55.78</b> 28.77	1.60 <b>A</b>
=5	2	5	<b>HANNA Blake</b>	CATS	1998	0.58	27.63	<b>56.12</b> 28.49	1.94 <b>A</b>
=5	4	4	<b>CHANEY Adam</b>	FLOR	2002	0.66	26.89	<b>56.12</b> 29.23	1.94 <b>A</b>
7	2	3	<b>STOKES Richie</b>	UCSC	2000	0.54	27.18	<b>56.26</b> 29.08	2.08 <b>A</b>
8	4	2	<b>VENTER Ian</b>	PEA	1999	0.50	27.00	<b>56.32</b> 29.32	2.14 <b>A</b>
9	4	3	<b>MALDARI Caleb</b>	MAC-NC	◆ 2005	0.62	27.70	<b>56.60</b> 28.90	2.42 <b>B</b>
10	3	1	<b>NIEDZIALEK Dominik</b>	UN-LE	1998	0.56	27.78	<b>57.05</b> 29.27	2.87 <b>B</b>
11	4	6	<b>YOO Kibeen</b>	KOR	◆ 2003	0.55	28.05	<b>57.10</b> 29.05	2.92 <b>B</b>
12	4	8	<b>RETTNER Paul</b>	UN-CA	2001	0.69	27.62	<b>57.16</b> 29.54	2.98 <b>B</b>
13	3	6	<b>ABAQUETA Cam</b>	MAC-NC	◆ 2003	0.55	27.59	<b>57.23</b> 29.64	3.05 <b>B</b>
14	3	2	<b>JONES Stephen</b>	GCSC	1998	0.61	27.89	<b>57.76</b> 29.87	3.58 <b>B</b>
15	4	7	<b>WHETSTINE Clayton</b>	CGBD	◆ 2003	0.69	28.01	<b>58.01</b> 30.00	3.83 <b>B</b>
16	1	3	<b>TISZAI Andras</b>	UIND	2000	0.55	28.07	<b>58.29</b> 30.22	4.11 <b>B</b>
=17	2	7	<b>FARNEY Thomas</b>	NOVA	◆ 2005	0.57	28.57	<b>58.67</b> 30.10	4.49 <b>C</b>
=17	4	1	<b>BERMUDEZ Simon</b>	NCAP	◆ 2006	0.61	28.52	<b>58.67</b> 30.15	4.49 <b>C</b>
19	3	7	<b>LEITH Zac</b>	NCAP	◆ 2004	0.66	28.15	<b>58.80</b> 30.65	4.62 <b>C</b>
20	3	3	<b>BILLITTO Andrew</b>	WFLA	◆ 2005	0.66	28.57	<b>58.85</b> 30.28	4.67 <b>C</b>
21	2	1	<b>SWIDERSKI Bartlomiej</b>	UN-IN	1998	0.57	27.90	<b>58.94</b> 31.04	4.76 <b>C</b>
22	2	6	<b>ROGIC Kristofer</b>	CSUB	1999	0.64	27.77	<b>59.17</b> 31.40	4.99 <b>C</b>
23	2	2	<b>KEMP Jeremy</b>	UN-NC	2002	0.64	28.66	<b>1:00.07</b> 31.41	5.89 <b>C</b>

Official Timekeeping by Omega





# 2021 Toyota U.S. Open Championships

Greensboro

December 1 - 4

## Event 18

3 DEC 2021 - 12:19 PM

Men's 100m Backstroke

Heats

### Results Summary

Event Number 18

Rank	Heat	Lane	Name	Club Code	Year of Birth	R.T.	50m	Time	Time Behind	
24	1	5	MILLER Reid	MAC-NC	◆ 2003	0.54	28.63	<b>1:00.26</b> 31.63	6.08	<b>C</b>
25	1	4	THOMAS Christian	UN-OH	1999	0.59	28.59	<b>1:00.89</b> 32.30	6.71	<b>R</b>

<b>Legend:</b>							
<b>A</b>	Qualified for final A	<b>AR</b>	American Record	<b>B</b>	Qualified for final B	<b>C</b>	Qualified for final C
<b>CR</b>	Championship Record	<b>R</b>	Reserve	<b>R.T.</b>	Reaction Time	<b>US</b>	US Open Record
<b>WJ</b>	World Junior Record	<b>WR</b>	World Record	◆	Junior swimmer		

Official Timekeeping by Omega





# 2021 Toyota U.S. Open Championships

Greensboro

December 1 - 4

Event 19

4 DEC 2021 - 4:50 PM

Women's 1500m Freestyle

Slowest Heats

## Results Summary

After 1 of 2 Heats

	Record	Splits		Name		NAT Code	Location		Date
<b>WR</b>	15:20.48	58.50	2:00.25	4:04.88	8:11.70	LEDECKY Katie	USA	Indianapolis, IN (USA)	16 MAY 2018
<b>AR</b>	15:20.48	58.50	2:00.25	4:04.88	8:11.70	LEDECKY Katie	USA	Indianapolis, IN (USA)	16 MAY 2018
<b>US</b>	15:20.48	58.50	2:00.25	4:04.88	8:11.70	LEDECKY Katie	USA	Indianapolis, IN (USA)	16 MAY 2018
<b>CR</b>	15:35.98	59.59	2:02.53	4:08.61	8:19.94	LEDECKY Katie	USA	Atlanta, GA (USA)	7 DEC 2019
<b>WJ</b>	15:28.36	59.34	2:01.85	4:06.57	8:16.90	LEDECKY Katie	USA	Gold Coast (AUS)	21 AUG 2014

### Slowest Heat

Rank	Heat	Lane	Name	Club Code	Year of Birth	R.T.	Time	Time Behind
<b>1</b>	<b>1</b>	<b>4</b>	<b>HAN Kayla</b>	<b>RMDA</b>	<b>2008</b>	<b>0.71</b>	<b>16:43.02</b>	
	50m 30.89	100m 1:04.48	150m 1:38.24	200m 2:11.72	250m 2:45.39	300m 3:18.96	350m 3:52.48	400m 4:25.95
		33.59	33.76	33.48	33.67	33.57	33.52	33.47
	450m 4:59.26	500m 5:32.70	550m 6:06.00	600m 6:39.53	650m 7:13.16	700m 7:46.74	750m 8:20.56	800m 8:54.26
	33.31	33.44	33.30	33.53	33.63	33.58	33.82	33.70
	850m 9:27.60	900m 10:01.58	950m 10:35.27	1000m 11:08.83	1050m 11:42.70	1100m 12:16.44	1150m 12:50.07	1200m 13:23.72
	33.34	33.98	33.69	33.56	33.87	33.74	33.63	33.65
	1250m 13:57.54	1300m 14:30.99	1350m 15:04.59	1400m 15:37.84	1450m 16:11.07			
	33.82	33.45	33.60	33.25	33.23	31.95		
<b>2</b>	<b>1</b>	<b>3</b>	<b>KIM Chloe</b>	<b>SCAR</b>	<b>◆ 2007</b>	<b>0.67</b>	<b>16:55.42</b>	<b>12.40</b>
	50m 31.16	100m 1:04.87	150m 1:38.71	200m 2:12.11	250m 2:45.96	300m 3:19.41	350m 3:53.09	400m 4:26.83
		33.71	33.84	33.40	33.85	33.45	33.68	33.74
	450m 5:00.81	500m 5:34.59	550m 6:08.82	600m 6:42.84	650m 7:16.87	700m 7:50.76	750m 8:24.94	800m 8:58.93
	33.98	33.78	34.23	34.02	34.03	33.89	34.18	33.99
	850m 9:33.04	900m 10:06.89	950m 10:41.16	1000m 11:15.03	1050m 11:49.31	1100m 12:23.24	1150m 12:57.58	1200m 13:31.64
	34.11	33.85	34.27	33.87	34.28	33.93	34.34	34.06
	1250m 14:05.97	1300m 14:39.96	1350m 15:14.12	1400m 15:48.17	1450m 16:22.21			
	34.33	33.99	34.16	34.05	34.04	33.21		
<b>3</b>	<b>1</b>	<b>5</b>	<b>HURST Kate</b>	<b>SCAR</b>	<b>◆ 2005</b>	<b>0.70</b>	<b>16:57.20</b>	<b>14.18</b>
	50m 31.33	100m 1:05.24	150m 1:39.07	200m 2:13.05	250m 2:46.81	300m 3:20.75	350m 3:54.90	400m 4:29.11
		33.91	33.83	33.98	33.76	33.94	34.15	34.21
	450m 5:03.44	500m 5:37.55	550m 6:11.63	600m 6:45.72	650m 7:19.88	700m 7:54.22	750m 8:28.46	800m 9:02.59
	34.33	34.11	34.08	34.09	34.16	34.34	34.24	34.13
	850m 9:36.71	900m 10:10.83	950m 10:45.06	1000m 11:19.11	1050m 11:53.16	1100m 12:27.26	1150m 13:01.20	1200m 13:35.41
	34.12	34.12	34.23	34.05	34.05	34.10	33.94	34.21
	1250m 14:09.40	1300m 14:43.42	1350m 15:17.40	1400m 15:51.44	1450m 16:25.01			
	33.99	34.02	33.98	34.04	33.57	32.19		
<b>4</b>	<b>1</b>	<b>2</b>	<b>PETERSON Sanna</b>	<b>NOVA</b>	<b>◆ 2004</b>	<b>0.83</b>	<b>17:24.54</b>	<b>41.52</b>
	50m 32.61	100m 1:07.39	150m 1:42.32	200m 2:17.23	250m 2:52.31	300m 3:27.09	350m 4:02.34	400m 4:36.79
		34.78	34.93	34.91	35.08	34.78	35.25	34.45
	450m 5:11.82	500m 5:45.46	550m 6:20.21	600m 6:54.17	650m 7:29.14	700m 8:03.39	750m 8:38.42	800m 9:12.78
	35.03	33.64	34.75	33.96	34.97	34.25	35.03	34.36
	850m 9:47.82	900m 10:22.51	950m 10:57.51	1000m 11:31.80	1050m 12:06.66	1100m 12:41.71	1150m 13:17.14	1200m 13:52.33
	35.04	34.69	35.00	34.29	34.86	35.05	35.43	35.19
	1250m 14:28.07	1300m 15:03.55	1350m 15:39.53	1400m 16:15.03	1450m 16:50.58			
	35.74	35.48	35.98	35.50	35.55	33.96		
<b>5</b>	<b>1</b>	<b>6</b>	<b>GOH Chia Tong</b>	<b>MAS</b>	<b>2003</b>	<b>0.74</b>	<b>17:28.33</b>	<b>45.31</b>
	50m 31.33	100m 1:05.48	150m 1:40.56	200m 2:15.95	250m 2:51.47	300m 3:26.96	350m 4:02.16	400m 4:37.18
		34.15	35.08	35.39	35.52	35.49	35.20	35.02
	450m 5:12.35	500m 5:47.54	550m 6:22.47	600m 6:57.45	650m 7:32.37	700m 8:07.83	750m 8:43.08	800m 9:18.43
	35.17	35.19	34.93	34.98	34.92	35.46	35.25	35.35
	850m 9:53.23	900m 10:28.61	950m 11:03.66	1000m 11:38.97	1050m 12:14.29	1100m 12:49.90	1150m 13:24.97	1200m 14:00.15
	34.80	35.38	35.05	35.31	35.32	35.61	35.07	35.18
	1250m 14:35.16	1300m 15:10.63	1350m 15:45.51	1400m 16:20.56	1450m 16:54.94			
	35.01	35.47	34.88	35.05	34.38	33.39		
<b>6</b>	<b>1</b>	<b>7</b>	<b>RUSSELL Katie</b>	<b>NOVA</b>	<b>◆ 2004</b>	<b>0.66</b>	<b>17:44.54</b>	<b>1:01.52</b>
	50m 32.60	100m 1:07.74	150m 1:43.00	200m 2:18.69	250m 2:54.54	300m 3:31.00	350m 4:07.29	400m 4:42.89
		35.14	35.26	35.69	35.85	36.46	36.29	35.60
	450m 5:19.09	500m 5:54.79	550m 6:30.15	600m 7:05.70	650m 7:40.98	700m 8:16.50	750m 8:51.68	800m 9:27.38
	36.20	35.70	35.36	35.55	35.28	35.52	35.18	35.70
	850m 10:02.82	900m 10:38.56	950m 11:13.93	1000m 11:49.37	1050m 12:24.67	1100m 13:00.24	1150m 13:35.83	1200m 14:11.91
	35.44	35.74	35.37	35.44	35.30	35.57	35.59	36.08
	1250m 14:47.51	1300m 15:23.28	1350m 15:58.70	1400m 16:34.16	1450m 17:09.11			
	35.60	35.77	35.42	35.46	34.95	35.43		

Official Timekeeping by Omega





# 2021 Toyota U.S. Open Championships

Greensboro

December 1 - 4

## Event 19

4 DEC 2021 - 4:50 PM

Women's 1500m Freestyle

Slowest Heats

### Results Summary

After 1 of 2 Heats

#### Slowest Heat

Rank	Heat	Lane	Name	Club Code	Year of Birth	R.T.	Time	Time Behind
------	------	------	------	-----------	---------------	------	------	-------------

#### Legend:

<b>AR</b>	American Record	<b>CR</b>	Championship Record	<b>R.T.</b>	Reaction Time	<b>US</b>	US Open Record
<b>WJ</b>	World Junior Record	<b>WR</b>	World Record	◆	Junior swimmer		

Official Timekeeping by Omega





# 2021 Toyota U.S. Open Championships

Greensboro

December 1 - 4

Event 20

4 DEC 2021 - 5:10 PM

Men's 1500m Freestyle

Slowest Heats

## Results Summary

After 1 of 2 Heats

	Record	Splits				Name	NAT Code	Location	Date
<b>WR</b>	14:31.02	55.80	1:54.31	3:51.50	7:45.45	SUN Yang	CHN	London (GBR)	4 AUG 2012
<b>AR</b>	14:39.48	56.74	1:55.55	3:53.15	7:49.73	JAEGER Connor	USA	Rio (BRA)	13 AUG 2016
<b>US</b>	14:45.54	56.06	1:55.50	3:54.42	7:53.91	VANDERKAAY Peter	USA	Omaha, NE (USA)	6 JUL 2008
<b>CR</b>	14:55.46					JOLY Damien	FRA	East Meadow, NJ (USA)	2 AUG 2017
<b>WJ</b>	14:46.09	56.52	1:55.88	3:55.53	7:53.07	GRGIC Franko	CRO	Budapest (HUN)	25 AUG 2019

### Slowest Heat

Rank	Heat	Lane	Name	Club Code	Year of Birth	R.T.	Time	Time Behind
<b>1</b>	<b>1</b>	<b>2</b>	<b>FREEMAN Trey</b>	<b>FLOR</b>	<b>2000</b>	<b>0.70</b>	<b>15:24.83</b>	
	50m 28.29	100m 58.95	150m 1:30.20	200m 2:01.76	250m 2:33.55	300m 3:04.99	350m 3:36.70	400m 4:08.05
		30.66	31.25	31.56	31.79	31.44	31.71	31.35
	450m 4:39.53	500m 5:10.94	550m 5:42.41	600m 6:13.69	650m 6:45.10	700m 7:16.04	750m 7:47.25	800m 8:18.13
	31.48	31.41	31.47	31.28	31.41	30.94	31.21	30.88
	850m 8:49.57	900m 9:20.81	950m 9:51.99	1000m 10:22.73	1050m 10:53.60	1100m 11:24.08	1150m 11:55.10	1200m 12:25.38
	31.44	31.24	31.18	30.74	30.87	30.48	31.02	30.28
	1250m 12:56.05	1300m 13:26.47	1350m 13:57.14	1400m 14:27.25	1450m 14:57.39			
	30.67	30.42	30.67	30.11	30.14	27.44		
<b>2</b>	<b>1</b>	<b>6</b>	<b>KHIEW Hoe Yearn</b>	<b>MAS</b>	<b>2002</b>	<b>0.71</b>	<b>15:46.97</b>	<b>22.14</b>
	50m 28.78	100m 1:00.88	150m 1:33.47	200m 2:05.66	250m 2:37.85	300m 3:10.21	350m 3:42.74	400m 4:14.79
		32.10	32.59	32.19	32.19	32.36	32.53	32.05
	450m 4:46.81	500m 5:18.76	550m 5:50.42	600m 6:22.15	650m 6:54.05	700m 7:26.20	750m 7:58.01	800m 8:29.92
	32.02	31.95	31.66	31.73	31.90	32.15	31.81	31.91
	850m 9:01.84	900m 9:33.80	950m 10:05.44	1000m 10:37.20	1050m 11:08.37	1100m 11:40.06	1150m 12:11.22	1200m 12:42.53
	31.92	31.96	31.64	31.76	31.17	31.69	31.16	31.31
	1250m 13:13.83	1300m 13:45.57	1350m 14:16.97	1400m 14:48.33	1450m 15:18.16			
	31.30	31.74	31.40	31.36	29.83	28.81		
<b>3</b>	<b>1</b>	<b>7</b>	<b>LINDHOLM Oskar</b>	<b>FLOR</b>	<b>2001</b>	<b>0.77</b>	<b>15:54.43</b>	<b>29.60</b>
	50m 29.14	100m 1:01.40	150m 1:33.54	200m 2:05.87	250m 2:38.04	300m 3:10.44	350m 3:42.32	400m 4:14.39
		32.26	32.14	32.33	32.17	32.40	31.88	32.07
	450m 4:46.45	500m 5:18.34	550m 5:50.01	600m 6:22.11	650m 6:53.66	700m 7:25.49	750m 7:57.32	800m 8:29.49
	32.06	31.89	31.67	32.10	31.55	31.83	31.83	32.17
	850m 9:01.12	900m 9:33.16	950m 10:04.82	1000m 10:36.95	1050m 11:08.88	1100m 11:40.77	1150m 12:12.58	1200m 12:44.56
	31.63	32.04	31.66	32.13	31.93	31.89	31.81	31.98
	1250m 13:16.35	1300m 13:48.40	1350m 14:20.05	1400m 14:52.08	1450m 15:23.65			
	31.79	32.05	31.65	32.03	31.57	30.78		
<b>4</b>	<b>1</b>	<b>8</b>	<b>MARTIN Andrew</b>	<b>XAV</b>	<b>2001</b>	<b>0.64</b>	<b>16:01.01</b>	<b>36.18</b>
	50m 29.08	100m 1:01.56	150m 1:33.80	200m 2:06.43	250m 2:38.45	300m 3:10.80	350m 3:42.59	400m 4:15.03
		32.48	32.24	32.63	32.02	32.35	31.79	32.44
	450m 4:47.29	500m 5:19.22	550m 5:51.24	600m 6:23.55	650m 6:55.78	700m 7:28.34	750m 8:00.78	800m 8:33.49
	32.26	31.93	32.02	32.31	32.23	32.56	32.44	32.71
	850m 9:05.97	900m 9:38.46	950m 10:10.61	1000m 10:43.00	1050m 11:15.13	1100m 11:47.81	1150m 12:20.01	1200m 12:52.27
	32.48	32.49	32.15	32.39	32.13	32.68	32.20	32.26
	1250m 13:24.15	1300m 13:56.23	1350m 14:28.48	1400m 15:00.74	1450m 15:32.45			
	31.88	32.08	32.25	32.26	31.71	28.56		
<b>5</b>	<b>1</b>	<b>4</b>	<b>BENDORAITIS Steven</b>	<b>SCAR</b>	<b>♦ 2004</b>	<b>0.74</b>	<b>16:01.29</b>	<b>36.46</b>
	50m 29.76	100m 1:00.99	150m 1:32.64	200m 2:04.32	250m 2:36.27	300m 3:08.44	350m 3:40.45	400m 4:12.27
		31.23	31.65	31.68	31.95	32.17	32.01	31.82
	450m 4:44.37	500m 5:16.47	550m 5:48.48	600m 6:20.05	650m 6:52.02	700m 7:24.06	750m 7:56.44	800m 8:28.51
	32.10	32.10	32.01	31.57	31.97	32.04	32.38	32.07
	850m 9:00.89	900m 9:32.94	950m 10:05.44	1000m 10:37.74	1050m 11:10.41	1100m 11:43.01	1150m 12:15.58	1200m 12:48.01
	32.38	32.05	32.50	32.30	32.67	32.60	32.57	32.43
	1250m 13:20.89	1300m 13:53.38	1350m 14:25.82	1400m 14:58.18	1450m 15:30.58			
	32.88	32.49	32.44	32.36	32.40	30.71		
<b>6</b>	<b>1</b>	<b>1</b>	<b>SZMANIA Zach</b>	<b>UN-NE</b>	<b>2001</b>	<b>0.72</b>	<b>16:09.02</b>	<b>44.19</b>
	50m 29.78	100m 1:01.42	150m 1:33.59	200m 2:05.73	250m 2:38.21	300m 3:10.76	350m 3:43.35	400m 4:15.83
		31.64	32.17	32.14	32.48	32.55	32.59	32.48
	450m 4:48.49	500m 5:20.75	550m 5:53.82	600m 6:26.29	650m 6:59.27	700m 7:31.56	750m 8:04.49	800m 8:36.86
	32.66	32.26	33.07	32.47	32.98	32.29	32.93	32.37
	850m 9:09.25	900m 9:41.63	950m 10:14.28	1000m 10:46.93	1050m 11:19.48	1100m 11:52.40	1150m 12:24.88	1200m 12:56.89
	32.39	32.38	32.65	32.65	32.55	32.92	32.48	32.01
	1250m 13:29.32	1300m 14:01.48	1350m 14:33.77	1400m 15:05.48	1450m 15:37.25			
	32.43	32.16	32.29	31.71	31.77	31.77		

Official Timekeeping by Omega





# 2021 Toyota U.S. Open Championships

Greensboro

December 1 - 4

Event 20

4 DEC 2021 - 5:10 PM

Men's 1500m Freestyle

Slowest Heats

## Results Summary

After 1 of 2 Heats

### Slowest Heat

Rank	Heat	Lane	Name	Club Code	Year of Birth	R.T.	Time	Time Behind	
<b>7</b>	<b>1</b>	<b>3</b>	<b>FORSYTH David</b>	<b>UN-IN</b>	<b>2000</b>	<b>0.77</b>	<b>16:16.63</b>	<b>51.80</b>	
	50m	29.08	100m 1:00.46	150m 1:32.37	200m 2:04.37	250m 2:36.98	300m 3:09.15	350m 3:42.08	400m 4:14.42
			31.38	31.91	32.00	32.61	32.17	32.93	32.34
	450m	4:47.59	500m 5:20.25	550m 5:53.45	600m 6:25.97	650m 6:59.25	700m 7:31.70	750m 8:05.01	800m 8:37.59
			32.66	33.20	32.52	33.28	32.45	33.31	32.58
	850m	9:10.76	900m 9:43.38	950m 10:16.51	1000m 10:49.22	1050m 11:22.45	1100m 11:55.07	1150m 12:28.33	1200m 13:01.15
			33.17	32.62	33.13	32.71	33.23	32.62	33.26
	1250m	13:34.23	1300m 14:07.13	1350m 14:40.57	1400m 15:13.07	1450m 15:45.96			32.82
			33.08	32.90	33.44	32.50	32.89	30.67	
<b>8</b>	<b>1</b>	<b>5</b>	<b>BERNSTEIN Jackson</b>	<b>UN-SI</b>	<b>2002</b>	<b>0.71</b>	<b>16:22.45</b>	<b>57.62</b>	
	50m	29.47	100m 1:01.33	150m 1:33.86	200m 2:06.25	250m 2:38.75	300m 3:11.12	350m 3:43.59	400m 4:16.18
			31.86	32.53	32.39	32.50	32.37	32.47	32.59
	450m	4:48.87	500m 5:21.65	550m 5:54.51	600m 6:27.69	650m 7:00.76	700m 7:33.93	750m 8:07.15	800m 8:40.38
			32.69	32.78	32.86	33.18	33.07	33.17	33.22
	850m	9:13.66	900m 9:47.00	950m 10:20.04	1000m 10:53.23	1050m 11:26.23	1100m 11:59.48	1150m 12:32.65	1200m 13:05.87
			33.28	33.34	33.04	33.19	33.00	33.25	33.17
	1250m	13:38.87	1300m 14:12.08	1350m 14:45.16	1400m 15:18.06	1450m 15:50.96			33.22
			33.00	33.21	33.08	32.90	32.90	31.49	

<b>Legend:</b>	<b>AR</b> American Record	<b>CR</b> Championship Record	<b>R.T.</b> Reaction Time	<b>US</b> US Open Record
	<b>WJ</b> World Junior Record	<b>WR</b> World Record	♦ Junior swimmer	

Official Timekeeping by Omega





# 2021 Toyota U.S. Open Championships

Greensboro

December 1 - 4

Event 21

4 DEC 2021 - 10:00 AM

Women's 200m Backstroke

Heats

## Results Summary

Event Number 21

	Record	Splits			Name	NAT Code	Location	Date
<b>WR</b>	2:03.35	29.06	1:00.37	1:31.84	SMITH Regan	USA	Gwangju (KOR)	26 JUL 2019
<b>AR</b>	2:03.35	29.06	1:00.37	1:31.84	SMITH Regan	USA	Gwangju (KOR)	26 JUL 2019
<b>US</b>	2:05.68	29.74	1:01.15	1:33.24	FRANKLIN Missy	USA	Indianapolis, IN (USA)	26 JUN 2013
<b>CR</b>	2:08.42				McGREGORY Hayley	USA	Minneapolis, MN (USA)	30 JUL 2008
<b>WJ</b>	2:03.35	29.06	1:00.37	1:31.84	SMITH Regan	USA	Gwangju (KOR)	26 JUL 2019

Rank	Heat	Lane	Name	Club Code	Year of Birth	R.T.	50m	100m	150m	Time	Time Behind
1	4	4	SMITH Regan	UN-PC	2002	0.54	31.03	1:04.38 33.35	1:37.38 33.00	<b>2:10.51</b>	<b>A</b>
2	4	6	SMITH Leah	TXLA	1995	0.68	31.81	1:04.71 32.90	1:38.20 33.49	<b>2:11.55</b>	1.04 <b>A</b>
3	1	7	ZAVAROS Rosie	FLOR	2000	0.65	31.84	1:05.54 33.70	1:39.65 34.11	<b>2:13.34</b>	2.83 <b>A</b>
4	3	4	SMITH Summer	TENN	2003	0.71	31.65	1:04.77 33.12	1:38.83 34.06	<b>2:13.56</b>	3.05 <b>A</b>
5	2	5	PODKOSCIELNY Julia	PCS	◆ 2004	0.72	31.14	1:05.31 34.17	1:40.09 34.78	<b>2:13.87</b>	3.36 <b>A</b>
6	3	5	FARRIS Aislin	ABF	◆ 2004	0.60	31.89	1:05.18 33.29	1:39.73 34.55	<b>2:14.23</b>	3.72 <b>A</b>
7	3	6	THOMPSON Emily	GSCY	◆ 2005	0.62	32.13	1:06.05 33.92	1:41.44 35.39	<b>2:15.77</b>	5.26 <b>A</b>
8	2	4	VARGA Ella	UCSC	◆ 2004	0.62	32.00	1:06.26 34.26	1:40.85 34.59	<b>2:15.80</b>	5.29 <b>A</b>
9	4	3	ANDERSON Daisy	PITT	2001	0.62	30.83	1:05.21 34.38	1:40.62 35.41	<b>2:16.41</b>	5.90 <b>B</b>
10	3	7	MOSTEK Anya	PAY	2003	0.72	31.99	1:06.38 34.39	1:42.28 35.90	<b>2:16.45</b>	5.94 <b>B</b>
11	1	5	DUROCHER Jordan	NCAP	◆ 2004	0.58	32.23	1:06.18 33.95	1:41.08 34.90	<b>2:16.49</b>	5.98 <b>B</b>
12	4	1	SCHOLER Haley	DUQU	2003	0.66	32.34	1:06.82 34.48	1:41.55 34.73	<b>2:16.82</b>	6.31 <b>B</b>
13	3	3	RODRIGUES Sarah	NJBL	◆ 2006	0.58	31.44	1:06.05 34.61	1:41.64 35.59	<b>2:17.76</b>	7.25 <b>B</b>
14	2	8	SHACKLEY Leah	BRY	◆ 2006	0.63	32.12	1:06.74 34.62	1:43.65 36.91	<b>2:17.98</b>	7.47 <b>B</b>
15	2	3	FERGUSON Zuri	ABF	◆ 2007	0.61	32.46	1:07.42 34.96	1:42.82 35.40	<b>2:18.34</b>	7.83 <b>B</b>
16	2	6	DUNCAN Sophie	NCAP	◆ 2004	0.73	33.07	1:07.30 34.23	1:42.81 35.51	<b>2:18.67</b>	8.16 <b>B</b>
17	3	1	BARTHEL Alana	UN-SI	2003	0.61	32.08	1:06.88 34.80	1:42.20 35.32	<b>2:19.17</b>	8.66 <b>C</b>
18	1	6	SUN Eleanor	NCAP	◆ 2004	0.66	33.18	1:08.38 35.20	1:44.15 35.77	<b>2:19.21</b>	8.70 <b>C</b>
19	4	8	ISLETA Chloe	UN-AZ	1998	0.65	33.36	1:08.48 35.12	1:44.32 35.84	<b>2:19.52</b>	9.01 <b>C</b>
20	2	7	WALL Tatum	NCAP	◆ 2004	0.68	32.49	1:07.18 34.69	1:43.93 36.75	<b>2:19.70</b>	9.19 <b>C</b>
21	3	2	GEMMELL Erin	NCAP	◆ 2004	0.67	32.60	1:08.21 35.61	1:43.97 35.76	<b>2:19.90</b>	9.39 <b>C</b>
22	2	2	CONZE Maren	NCAP	◆ 2004	0.67	32.78	1:08.28 35.50	1:44.10 35.82	<b>2:21.11</b>	10.60 <b>C</b>
23	4	7	RONQUILLIO Madesyn	NEB	2000	0.55	34.22	1:10.18 35.96	1:46.20 36.02	<b>2:21.23</b>	10.72 <b>C</b>

Official Timekeeping by Omega







# 2021 Toyota U.S. Open Championships

Greensboro

December 1 - 4

**Event 21**

4 DEC 2021 - 10:00 AM

Women's 200m Backstroke

Heats

## Results Summary

Event Number 21

Rank	Heat	Lane	Name	Club Code	Year of Birth	R.T.	50m	100m	150m	Time	Time Behind
24	3	8	DONLAN Molly	MAC-NC	◆ 2005	0.70	33.00	1:07.58 34.58	1:44.91 37.33	<b>2:22.10</b> 37.19	11.59 <b>C</b>
25	1	3	McNEIL Piper	AESC	◆ 2005	0.69	32.75	1:09.22 36.47	1:45.84 36.62	<b>2:22.92</b> 37.08	12.41 <b>R</b>
26	2	1	CHASSER Caroline	BD	◆ 2005	0.74	33.37	1:09.59 36.22	1:46.46 36.87	<b>2:23.26</b> 36.80	12.75 <b>R</b>
27	1	4	SANG Seoyeon	KOR	◆ 2004	0.67	32.59	1:09.07 36.48	1:46.91 37.84	<b>2:25.75</b> 38.84	15.24
	1	2	TILTMANN Reilly	UVA	2003					<b>DNS</b>	
	4	2	SCHOLES Dylan	MAC	◆ 2004					<b>DNS</b>	
	4	5	ZAVAROS Mabel	FLOR	2000					<b>DNS</b>	

### Legend:

<b>A</b>	Qualified for final A	<b>AR</b>	American Record	<b>B</b>	Qualified for final B
<b>C</b>	Qualified for final C	<b>CR</b>	Championship Record	<b>DNS</b>	Did Not Start
<b>R</b>	Reserve	<b>R.T.</b>	Reaction Time	<b>US</b>	US Open Record
<b>WJ</b>	World Junior Record	<b>WR</b>	World Record	◆	Junior swimmer

Official Timekeeping by Omega





# 2021 Toyota U.S. Open Championships

Greensboro

December 1 - 4

Event 22

4 DEC 2021 - 10:15 AM

Men's 200m Backstroke

Heats

## Results Summary

Event Number 22

	Record	Splits			Name	NAT Code	Location	Date
<b>WR</b>	1:51.92	26.52	54.90	1:23.30	PEIRSOL Aaron	USA	Rome (ITA)	31 JUL 2009
<b>AR</b>	1:51.92	26.52	54.90	1:23.30	PEIRSOL Aaron	USA	Rome (ITA)	31 JUL 2009
<b>US</b>	1:53.08	26.82	55.18	1:24.06	PEIRSOL Aaron	USA	Indianapolis, IN (USA)	11 JUL 2009
<b>CR</b>	1:54.59				THOMAN Nicholas	USA	Federal Way, WA (USA)	5 AUG 2009
<b>WJ</b>	1:55.14	26.99	56.14	1:25.97	KOLESNIKOV Kliment	RUS	Budapest (HUN)	28 JUL 2017

Rank	Heat	Lane	Name	Club Code	Year of Birth	R.T.	50m	100m	150m	Time	Time Behind
1	4	4	TAPP Hunter	NCS	2001	0.71	27.76	57.59	1:27.64	<b>1:58.74</b>	<b>A</b>
2	2	5	STOKES Richie	UCSC	2000	0.58	28.45	58.79	1:30.25	<b>2:01.40</b>	2.66 <b>A</b>
3	2	3	MALDARI Caleb	MAC-NC	◆ 2005	0.64	29.10	1:00.09	1:31.32	<b>2:01.91</b>	3.17 <b>A</b>
4	3	6	NELSON Baylor	MAC-NC	◆ 2003	0.54	28.93	1:00.17	1:31.66	<b>2:02.30</b>	3.56 <b>A</b>
5	3	3	KHIEW Hoe Yean	MAS	2002	0.61	28.45	59.36	1:31.16	<b>2:02.49</b>	3.75 <b>A</b>
6	4	5	MORALES Yeziel	AZFL	1996	0.54	28.22	58.90	1:30.60	<b>2:02.62</b>	3.88 <b>A</b>
7	3	4	AIKINS Jack	UVA	2002	0.53	28.34	59.42	1:30.91	<b>2:03.21</b>	4.47 <b>A</b>
8	4	3	HANNA Blake	CATS	1998	0.60	28.83	1:00.26	1:32.11	<b>2:03.97</b>	5.23 <b>A</b>
9	3	5	MAKRYGIANNIS Vaggelis	UN-CA	2000	0.63	28.30	59.52	1:31.65	<b>2:04.09</b>	5.35 <b>B</b>
10	4	2	LEE Eric	SCAR	◆ 2005	0.70	29.38	1:00.99	1:32.65	<b>2:04.85</b>	6.11 <b>B</b>
11	2	2	KUBACKI Timmy	CLEV	1999	0.62	29.58	1:01.47	1:32.80	<b>2:05.23</b>	6.49 <b>B</b>
12	3	2	VENTER Ian	UN-US	1999	0.55	30.09	1:02.22	1:34.18	<b>2:05.89</b>	7.15 <b>B</b>
13	3	7	RETTNER Paul	UN-CA	2001	0.72	29.24	1:00.48	1:33.32	<b>2:05.99</b>	7.25 <b>B</b>
14	4	7	NIEDZIALEK Dominik	UN-LE	1998	0.57	29.74	1:01.73	1:34.84	<b>2:06.74</b>	8.00 <b>B</b>
15	1	5	LEE Nathan	UN-SI	◆ 2003	0.62	29.55	1:01.31	1:34.21	<b>2:06.94</b>	8.20 <b>B</b>
16	2	8	WHETSTINE Clayton	CGBD	◆ 2003	0.73	29.71	1:01.37	1:34.76	<b>2:07.57</b>	8.83 <b>B</b>
17	2	4	YOO Kibeen	KOR	◆ 2003	0.53	29.45	1:01.37	1:34.45	<b>2:08.57</b>	9.83 <b>C</b>
18	3	1	BRODERICK Thomas	UN-NC	2001	0.64	29.75	1:02.95	1:36.66	<b>2:10.16</b>	11.42 <b>C</b>
19	2	6	KEMP Jeremy	UN-NC	2002	0.65	30.09	1:03.52	1:37.51	<b>2:10.20</b>	11.46 <b>C</b>
20	1	4	FARNEY Thomas	NOVA	◆ 2005	0.61	30.61	1:03.09	1:36.59	<b>2:10.41</b>	11.67 <b>C</b>
21	2	7	GONZALEZ PINERO Joaquin	FLOR	2002	0.53	31.24	1:03.92	1:37.88	<b>2:10.77</b>	12.03 <b>C</b>
22	4	6	TISZAI Andras	UIND	2000	0.59	29.35	1:01.43	1:36.23	<b>2:11.41</b>	12.67 <b>C</b>
23	1	3	LEITH Zac	NCAP	◆ 2004	0.70	30.15	1:03.22	1:37.69	<b>2:11.54</b>	12.80 <b>C</b>

Official Timekeeping by Omega





# 2021 Toyota U.S. Open Championships

Greensboro

December 1 - 4

**Event 22**

4 DEC 2021 - 10:15 AM

Men's 200m Backstroke

Heats

## Results Summary

Event Number 22

Rank	Heat	Lane	Name	Club Code	Year of Birth	R.T.	50m	100m	150m	Time	Time Behind
24	4	8	ABAQUETA Cam	MAC-NC	◆ 2003	0.58	30.44	1:03.30 32.86	1:37.99 34.69	<b>2:12.38</b> 34.39	13.64 <b>C</b>
25	4	1	SWIDERSKI Bartlomiej	UN-IN	1998	0.58	29.00	1:01.90 32.90	1:37.12 35.22	<b>2:12.65</b> 35.53	13.91 <b>R</b>
26	2	1	BERNARD Jon	XAV	2000	0.53	30.92	1:03.79 32.87	1:38.33 34.54	<b>2:13.73</b> 35.40	14.99 <b>R</b>
	3	8	POPLAWSKI Richard	SCAR	◆ 2006					<b>DSQ</b>	

### Legend:

<b>A</b>	Qualified for final A	<b>AR</b>	American Record	<b>B</b>	Qualified for final B
<b>C</b>	Qualified for final C	<b>CR</b>	Championship Record	<b>DSQ</b>	Disqualified
<b>R</b>	Reserve	<b>R.T.</b>	Reaction Time	<b>US</b>	US Open Record
<b>WJ</b>	World Junior Record	<b>WR</b>	World Record	◆	Junior swimmer

Official Timekeeping by Omega





# 2021 Toyota U.S. Open Championships

Greensboro

December 1 - 4

Event 23

4 DEC 2021 - 10:34 AM

Women's 100m Freestyle

Heats

## Results Summary

Event Number 23

	Record	Split	Name	NAT Code	Location	Date
<b>WR</b>	51.71	24.83	SJOESTROEM Sarah	SWE	Budapest (HUN)	23 JUL 2017
<b>AR</b>	52.04	27.23	MANUEL Simone	USA	Budapest (HUN)	26 JUL 2019
<b>US</b>	52.54	25.62	MANUEL Simone	USA	Irvine, CA (USA)	25 JUL 2018
<b>CR</b>	53.42	25.98	BROWN Erika	USA	Atlanta, GA (USA)	7 DEC 2019
<b>WJ</b>	52.70	25.70	OLEKSIK Penny	USA	Rio de Janeiro (BRA)	11 AUG 2016

Rank	Heat	Lane	Name	Club Code	Year of Birth	R.T.	50m	Time	Time Behind
1	4	4	COMERFORD Mallory	CARD	1997	0.70	26.21	<b>55.10</b> 28.89	<b>A</b>
=2	3	4	OPENYSHEVA Arina	UOFL	1999	0.67	27.00	<b>55.66</b> 28.66	0.56 <b>A</b>
=2	4	5	SPINK Camille	NCAP	◆ 2004	0.69	26.49	<b>55.66</b> 29.17	0.56 <b>A</b>
4	3	5	MROZINSKI Julia	TENN	2000	0.69	27.30	<b>56.14</b> 28.84	1.04 <b>A</b>
5	3	6	SPADONI Marina	UN-FL	1993	0.64	26.99	<b>56.21</b> 29.22	1.11 <b>A</b>
6	4	3	WELCH Ella	CARD	◆ 2004	0.66	27.06	<b>56.28</b> 29.22	1.18 <b>A</b>
7	2	3	BATES Talia	FLOR	2001	0.72	27.04	<b>56.36</b> 29.32	1.26 <b>A</b>
8	2	5	GEMMELL Erin	NCAP	◆ 2004	0.81	27.40	<b>56.87</b> 29.47	1.77 <b>A</b>
9	3	3	CRONK Micayla	FLOR	2003	0.66	27.07	<b>56.95</b> 29.88	1.85 <b>B</b>
10	4	6	HUR Yeonkyung	KOR	◆ 2005	0.75	28.32	<b>57.01</b> 28.69	1.91 <b>B</b>
11	2	6	MELTON Kobie	UARK	2000	0.63	27.23	<b>57.07</b> 29.84	1.97 <b>B</b>
12	3	8	HANSON Wyllo	CGBD	◆ 2004	0.72	27.54	<b>57.15</b> 29.61	2.05 <b>B</b>
13	1	5	de ROOI Mendy	DUQU	1997	0.65	28.08	<b>57.21</b> 29.13	2.11 <b>B</b>
14	4	2	LOGAN Clare	UN-NJ	◆ 2006	0.66	26.81	<b>57.46</b> 30.65	2.36 <b>B</b>
15	2	4	DOUTHWRIGHT Brooklyn	TENN	2003	0.68	27.82	<b>57.54</b> 29.72	2.44 <b>B</b>
16	2	7	POPHAM Mikayla	CSUB	2000	0.71	27.87	<b>57.55</b> 29.68	2.45 <b>B</b>
17	3	7	IVAN Teresa	UN-OH	2003	0.74	27.55	<b>57.71</b> 30.16	2.61 <b>C</b>
18	3	2	TYLER Ali	GMU	2002	0.64	27.20	<b>57.72</b> 30.52	2.62 <b>C</b>
19	2	1	HAEBIG Autumn	NEB	1998	0.76	27.57	<b>57.73</b> 30.16	2.63 <b>C</b>
20	2	2	KOTONEN Anna	UN-HI	1997	0.71	27.08	<b>57.77</b> 30.69	2.67 <b>C</b>
21	4	8	GOLDING Kathleen	FLOR	2000	0.72	28.03	<b>57.94</b> 29.91	2.84 <b>C</b>
22	1	2	MOSTEK Anya	PAY	2003	0.77	27.76	<b>58.00</b> 30.24	2.90 <b>C</b>
23	1	3	STRICKLIN Sydney	UN-VA	2003	0.67	27.95	<b>58.02</b> 30.07	2.92 <b>C</b>

Official Timekeeping by Omega





# 2021 Toyota U.S. Open Championships

Greensboro

December 1 - 4

## Event 23

4 DEC 2021 - 10:34 AM

Women's 100m Freestyle

Heats

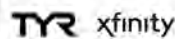
### Results Summary

Event Number 23

Rank	Heat	Lane	Name	Club Code	Year of Birth	R.T.	50m	Time	Time Behind	
24	4	7	STONEBURG Blair	TCA	◆ 2004	0.67	27.82	<b>58.03</b> 30.21	2.93	<b>C</b>
25	2	8	COTHERN Bella	UARK	2001	0.63	27.81	<b>58.27</b> 30.46	3.17	<b>R</b>
26	4	1	HEO Minji	KOR	◆ 2004	0.65	27.68	<b>58.29</b> 30.61	3.19	<b>R</b>
27	1	8	PODKOSCIELNY Julia	PCS	◆ 2004	0.70	28.26	<b>58.40</b> 30.14	3.30	
28	1	7	TANKARD Kyleigh	CGBD	◆ 2004	0.67	27.95	<b>58.41</b> 30.46	3.31	
29	3	1	WALL Tatum	NCAP	◆ 2004	0.76	27.63	<b>58.42</b> 30.79	3.32	
30	1	6	SCHOLES Dylan	MAC	◆ 2004	0.70	28.32	<b>58.45</b> 30.13	3.35	
31	1	4	ROWE Sirena	AZFL	1998	0.67	28.49	<b>59.03</b> 30.54	3.93	
32	1	1	COX Jillian	UN-ST	◆ 2005	0.66	28.46	<b>59.73</b> 31.27	4.63	

<b>Legend:</b>							
<b>A</b>	Qualified for final A	<b>AR</b>	American Record	<b>B</b>	Qualified for final B	<b>C</b>	Qualified for final C
<b>CR</b>	Championship Record	<b>R</b>	Reserve	<b>R.T.</b>	Reaction Time	<b>US</b>	US Open Record
<b>WJ</b>	World Junior Record	<b>WR</b>	World Record	◆	Junior swimmer		

Official Timekeeping by Omega





# 2021 Toyota U.S. Open Championships

Greensboro

December 1 - 4

Event 24

4 DEC 2021 - 10:42 AM

Men's 100m Freestyle

Heats

## Results Summary

Event Number 24

	Record	Split	Name	NAT Code	Location	Date
<b>WR</b>	46.91	22.17	CIELO Cesar	BRA	Rome (ITA)	30 JUL 2009
<b>AR</b>	46.96	22.29	DRESSEL Caeleb	USA	Budapest (HUN)	28 JUL 2019
<b>US</b>	47.39	22.49	HELD Ryan	USA	Stanford, CA (USA)	31 JUL 2019
<b>=US</b>	47.39	22.46	DRESSEL Caeleb	USA	Omaha, NE (USA)	17 JUN 2021
<b>CR</b>	47.69	23.06	APPLE Zach	USA	Atlanta, GA (USA)	7 DEC 2019
<b>WJ</b>	47.57	22.84	MINAKOV Andrei	RUS	Kazan (RUS)	30 OCT 2020

Rank	Heat	Lane	Name	Club Code	Year of Birth	R.T.	50m	Time	Time Behind
1	5	4	<b>BARNA Andrej</b>	CARD	1998	0.67	23.03	<b>48.66</b> 25.63	<b>A</b>
2	3	6	<b>BORGES Gus</b>	PRVT	1999	0.65	23.89	<b>49.34</b> 25.45	0.68 <b>A</b>
3	4	6	<b>JACKSON Tate</b>	NTRO	1997	0.69	24.00	<b>49.89</b> 25.89	1.23 <b>A</b>
4	5	5	<b>ACIN Nikola</b>	UN-IN	1999	0.67	24.03	<b>50.11</b> 26.08	1.45 <b>A</b>
5	3	4	<b>FRIESE Eric</b>	FLOR	1999	0.67	24.16	<b>50.25</b> 26.09	1.59 <b>A</b>
6	4	2	<b>FULLUM-HUOT Edouard</b>	PCSC	2002	0.64	23.76	<b>50.41</b> 26.65	1.75 <b>A</b>
7	5	2	<b>SAMUELS Brady</b>	UN-IN	◆ 2003	0.66	24.21	<b>50.51</b> 26.30	1.85 <b>A</b>
8	5	3	<b>KIM Minjoon</b>	KOR	◆ 2004	0.63	24.04	<b>50.65</b> 26.61	1.99 <b>A</b>
9	3	5	<b>CALKINS Stephen</b>	UCSC	1998	0.68	24.67	<b>50.80</b> 26.13	2.14 <b>B</b>
10	4	3	<b>BUREAU Lucas</b>	HOKI	1994	0.68	24.56	<b>50.91</b> 26.35	2.25 <b>B</b>
11	4	5	<b>ANDREIS Sem</b>	OSU	1999	0.68	24.22	<b>50.92</b> 26.70	2.26 <b>B</b>
=12	3	2	<b>FREEMAN Trey</b>	FLOR	2000	0.65	24.58	<b>50.96</b> 26.38	2.30 <b>B</b>
=12	4	4	<b>CHANEY Adam</b>	FLOR	2002	0.67	24.65	<b>50.96</b> 26.31	2.30 <b>B</b>
14	3	1	<b>HEILMAN Thomas</b>	CA-Y	2007	0.67	24.60	<b>51.12</b> 26.52	2.46 <b>B</b>
15	2	5	<b>OLSEN-STAVRAKAS Kent</b>	STAR	1991	0.63	24.46	<b>51.21</b> 26.75	2.55 <b>B</b>
16	5	6	<b>STEWART Sam</b>	CKS	1997	0.66	24.87	<b>51.37</b> 26.50	2.71 <b>B</b>
17	3	3	<b>FRATUS Bruno</b>	CSSC	1989	0.73	23.86	<b>51.42</b> 27.56	2.76 <b>C</b>
18	5	7	<b>SIM Welson Wee Sheng</b>	MAS	1997	0.65	25.11	<b>51.56</b> 26.45	2.90 <b>C</b>
19	3	7	<b>LAMB August</b>	UVA	2000	0.60	24.59	<b>51.72</b> 27.13	3.06 <b>C</b>
20	2	4	<b>BJELAJAC Nikola</b>	UN-IN	1998	0.71	24.77	<b>51.75</b> 26.98	3.09 <b>C</b>
21	3	8	<b>BOBAR Aleksa</b>	UN-IL	1999	0.68	24.79	<b>51.86</b> 27.07	3.20 <b>C</b>
22	4	1	<b>WEIGEL Isaac</b>	UN-IA	◆ 2003	0.60	24.88	<b>51.88</b> 27.00	3.22 <b>C</b>
23	5	8	<b>DYER Noah</b>	MACH	◆ 2005	0.68	25.14	<b>52.35</b> 27.21	3.69 <b>C</b>

Official Timekeeping by Omega





# 2021 Toyota U.S. Open Championships

Greensboro

December 1 - 4

**Event 24**

4 DEC 2021 - 10:42 AM

Men's 100m Freestyle

Heats

## Results Summary

Event Number 24

Rank	Heat	Lane	Name	Club Code	Year of Birth	R.T.	50m	Time	Time Behind	
24	2	3	ZUCKER Logan	MAC-NC	◆ 2003	0.61	24.61	<b>52.38</b> 27.77	3.72	<b>C</b>
25	1	5	LEE Jihyeong	KOR	◆ 2005	0.68	24.86	<b>52.67</b> 27.81	4.01	<b>R</b>
26	4	7	BRIMER Ryan	CSUB	1999	0.62	24.88	<b>52.83</b> 27.95	4.17	<b>R</b>
27	1	4	OEHLER Everett	RMSC	◆ 2003	0.64	25.26	<b>52.98</b> 27.72	4.32	
28	5	1	KAROLCZAK Jan Michal	UVA	2001	0.66	25.57	<b>53.03</b> 27.46	4.37	
29	1	3	HANNEWYK Gage	XAV	◆ 2003	0.60	25.36	<b>53.05</b> 27.69	4.39	
30	2	7	BILLITTO Andrew	WFLA	◆ 2005	0.71	25.58	<b>53.61</b> 28.03	4.95	
31	2	6	MILLER Reid	MAC-NC	◆ 2003	0.66	25.73	<b>54.30</b> 28.57	5.64	
32	2	2	ABAQUETA Cam	MAC-NC	◆ 2003	0.66	25.80	<b>54.77</b> 28.97	6.11	
	4	8	QUACH Alex	OSU	2001			<b>DNS</b>		

### Legend:

=	Equal record	<b>A</b>	Qualified for final A	<b>AR</b>	American Record
<b>B</b>	Qualified for final B	<b>C</b>	Qualified for final C	<b>CR</b>	Championship Record
<b>DNS</b>	Did Not Start	<b>R</b>	Reserve	<b>R.T.</b>	Reaction Time
<b>US</b>	US Open Record	<b>WJ</b>	World Junior Record	<b>WR</b>	World Record
◆	Junior swimmer				

Official Timekeeping by Omega





# 2021 Toyota U.S. Open Championships

Greensboro

December 1 - 4

Event 25

4 DEC 2021 - 10:55 AM

Women's 200m Breaststroke

Heats

## Results Summary

Event Number 25

	Record	Splits			Name	NAT Code	Location	Date
<b>WR</b>	2:18.95	31.64	1:07.06	1:42.48	SCHOENMAKER Tatjana	RSA	Tokyo (JPN)	30 JUL 2021
<b>AR</b>	2:19.59	32.49	1:08.10	1:43.95	SONI Rebecca	USA	London (GBR)	2 AUG 2012
<b>US</b>	2:20.38	31.78	1:06.82	1:43.13	SONI Rebecca	USA	Indianapolis, IN (USA)	11 JUL 2009
<b>CR</b>	2:22.00	32.76	1:09.30	1:45.87	ESCOBEDO Emily	USA	Atlanta, GA (USA)	7 DEC 2019
<b>WJ</b>	2:19.64	32.10	1:07.59	1:43.52	GUNES Viktoria	TUR	Singapore (SGP)	30 AUG 2015

Rank	Heat	Lane	Name	Club Code	Year of Birth	R.T.	50m	100m	150m	Time	Time Behind
1	3	4	KIM Ahryoung	KOR	◆ 2006	0.67	33.86	1:11.77 37.91	1:50.78 39.01	<b>2:30.44</b>	<b>A</b>
2	2	4	HAY Abby	UOFL	2001	0.75	34.65	1:12.94 38.29	1:51.86 38.92	<b>2:31.11</b>	0.67 <b>A</b>
3	3	5	KANARY Karina	TXLA	◆ 2005	0.74	35.87	1:15.11 39.24	1:54.99 39.88	<b>2:34.89</b>	4.45 <b>A</b>
4	1	4	RAINEY Grace	MAC-NC	◆ 2004	0.80	35.34	1:15.75 40.41	1:55.63 39.88	<b>2:35.41</b>	4.97 <b>A</b>
5	3	3	PLAZA Sofia	MAC-NC	◆ 2005	0.85	36.10	1:15.74 39.64	1:55.81 40.07	<b>2:36.20</b>	5.76 <b>A</b>
6	2	6	MATHIEU Tylor	FLOR	2000	0.76	36.16	1:16.02 39.86	1:56.94 40.92	<b>2:36.99</b>	6.55 <b>A</b>
7	1	2	SMITH Ella	ABF	2003	0.71	35.18	1:14.77 39.59	1:55.39 40.62	<b>2:38.14</b>	7.70 <b>A</b>
8	3	6	HALL Maia	NEB	2002	0.71	35.84	1:16.00 40.16	1:57.74 41.74	<b>2:39.31</b>	8.87 <b>A</b>
9	2	5	PHEE Jinq En	MAS	1997	0.74	35.86	1:15.22 39.36	1:56.65 41.43	<b>2:39.41</b>	8.97 <b>B</b>
10	2	2	GUSTAFSON Ava	RSC	2003	0.66	36.89	1:17.35 40.46	1:58.33 40.98	<b>2:39.48</b>	9.04 <b>B</b>
11	1	3	KLAMFOTH Avery	MAC-NC	◆ 2007	0.75	36.31	1:17.07 40.76	1:58.52 41.45	<b>2:39.49</b>	9.05 <b>B</b>
12	1	6	BENNANI Sabrina	RMDA	◆ 2004	0.75	36.38	1:16.05 39.67	1:57.48 41.43	<b>2:39.86</b>	9.42 <b>B</b>
13	1	7	CLARK Brooke-Lynn	CGBD	◆ 2004	0.72	36.63	1:16.65 40.02	1:58.22 41.57	<b>2:39.96</b>	9.52 <b>B</b>
14	2	3	JOYCE Genna	UN-VA	2002	0.75	35.82	1:16.48 40.66	1:57.63 41.15	<b>2:40.08</b>	9.64 <b>B</b>
15	2	7	STEIN Ella	NEB	2002	0.70	35.55	1:16.03 40.48	1:58.63 42.60	<b>2:41.31</b>	10.87 <b>B</b>
16	1	5	BACH Hannah	OSU	2000	0.66	36.13	1:17.05 40.92	1:59.41 42.36	<b>2:43.14</b>	12.70 <b>B</b>
17	3	1	RANDBY Jojo	NEB	2003	0.72	36.75	1:17.28 40.53	1:59.45 42.17	<b>2:43.18</b>	12.74 <b>C</b>
18	3	2	KANTNER Emily	NOVA	◆ 2005	0.82	37.14	1:18.88 41.74	2:01.48 42.60	<b>2:44.23</b>	13.79 <b>C</b>
19	3	7	CLABEAUX Jacquee	GMU	1999	0.65	37.57	1:19.60 42.03	2:03.06 43.46	<b>2:46.93</b>	16.49 <b>C</b>
20	2	1	NEWMAN Anna	UN-NC	2003	0.71	36.86	1:19.71 42.85	2:03.25 43.54	<b>2:49.01</b>	18.57 <b>C</b>

<b>Legend:</b>	<b>A</b> Qualified for final A	<b>AR</b> American Record	<b>B</b> Qualified for final B	<b>C</b> Qualified for final C
<b>CR</b> Championship Record	<b>R.T.</b> Reaction Time	<b>US</b> US Open Record	<b>WJ</b> World Junior Record	
<b>WR</b> World Record	◆ Junior swimmer			

Official Timekeeping by Omega







# 2021 Toyota U.S. Open Championships

Greensboro

December 1 - 4

Event 26

4 DEC 2021 - 11:06 AM

Men's 200m Breaststroke

Heats

## Results Summary

Event Number 26

	Record	Splits	Name	NAT Code	Location	Date
<b>WR</b>	2:06.12	29.73 1:02.22 1:34.23	CHUPKOV Anton	RUS	Gwangju (KOR)	26 JUL 2019
<b>AR</b>	2:07.17	29.21 1:01.67 1:34.19	PRENOT Josh	USA	Omaha, NE (USA)	30 JUN 2016
<b>US</b>	2:07.17	29.21 1:01.67 1:34.19	PRENOT Josh	USA	Omaha, NE (USA)	30 JUN 2016
<b>CR</b>	2:09.67	29.34 1:02.67 1:36.00	MILLER Cody	USA	Atlanta, GA (USA)	7 DEC 2019
<b>WJ</b>	2:09.39	29.58 1:02.58 1:35.92	QIN Haiyang	CHN	Budapest (HUN)	27 JUL 2017

Rank	Heat	Lane	Name	Club Code	Year of Birth	R.T.	50m	100m	150m	Time	Time Behind
1	4	4	FISCHER Brandon	UN-PC	1989	0.77	31.00	1:05.24 34.24	1:40.14 34.90	<b>2:15.75</b>	<b>A</b>
2	3	4	NICHOLS Noah	UVA	2002	0.67	30.74	1:05.35 34.61	1:41.10 35.75	<b>2:17.38</b>	1.63 <b>A</b>
3	3	1	MOK Marcus	UN-IL	2001	0.72	31.35	1:06.64 35.29	1:42.31 35.67	<b>2:18.24</b>	2.49 <b>A</b>
4	3	3	STEELE Matt	UN-GA	2002	0.72	30.83	1:06.20 35.37	1:42.22 36.02	<b>2:18.46</b>	2.71 <b>A</b>
5	2	1	RACHED WINDMULLER Raphael	FLOR	◆ 2003	0.74	31.02	1:06.48 35.46	1:42.90 36.42	<b>2:18.75</b>	3.00 <b>A</b>
6	2	3	LUCKY Matthew	UN-NC	◆ 2004	0.66	31.51	1:06.62 35.11	1:43.00 36.38	<b>2:19.35</b>	3.60 <b>A</b>
7	4	2	DELMAR Ben	MAC-NC	◆ 2005	0.71	32.12	1:07.54 35.42	1:43.45 35.91	<b>2:19.57</b>	3.82 <b>A</b>
8	2	4	PARK Soo Hwan	KOR	◆ 2004	0.61	31.72	1:07.56 35.84	1:43.50 35.94	<b>2:19.89</b>	4.14 <b>A</b>
9	3	2	MIKUTA Reid	AU-SE	2001	0.66	31.50	1:07.05 35.55	1:43.46 36.41	<b>2:20.62</b>	4.87 <b>B</b>
10	4	5	KROLL Matthew	MAC-NC	◆ 2003	0.65	31.60	1:07.17 35.57	1:43.88 36.71	<b>2:20.99</b>	5.24 <b>B</b>
11	4	3	MAHABIR Nicholas	CSTE	◆ 2005	0.64	30.80	1:05.72 34.92	1:43.22 37.50	<b>2:21.16</b>	5.41 <b>B</b>
12	4	6	CHEN Jerry	PITT	2000	0.68	31.76	1:07.29 35.53	1:44.26 36.97	<b>2:21.33</b>	5.58 <b>B</b>
13	4	7	FRICK Evan	UN-MA	2001	0.67	32.83	1:09.02 36.19	1:45.47 36.45	<b>2:21.93</b>	6.18 <b>B</b>
14	2	6	GARNER Jed	RMSC	◆ 2005	0.75	33.03	1:08.94 35.91	1:45.62 36.68	<b>2:22.08</b>	6.33 <b>B</b>
15	4	1	SEIDEL Max	CSTE	2001	0.66	32.15	1:07.90 35.75	1:44.69 36.79	<b>2:22.16</b>	6.41 <b>B</b>
16	1	4	KELLY Jordan	NCAP	◆ 2005	0.69	31.29	1:07.36 36.07	1:45.14 37.78	<b>2:22.64</b>	6.89 <b>B</b>
17	3	7	ANBAR Kalen	NCY	◆ 2005	0.69	32.30	1:08.05 35.75	1:44.93 36.88	<b>2:22.77</b>	7.02 <b>C</b>
18	3	6	PUSATERI Luke	UN-SI	2002	0.71	31.31	1:07.62 36.31	1:45.59 37.97	<b>2:22.95</b>	7.20 <b>C</b>
19	1	3	HILDESHEIM Ethan	UN-SI	◆ 2003	0.66	31.04	1:06.78 35.74	1:44.06 37.28	<b>2:23.99</b>	8.24 <b>C</b>
20	2	5	TENPAS Will	UN-NC	2001	0.78	32.70	1:09.33 36.63	1:47.26 37.93	<b>2:25.40</b>	9.65 <b>C</b>
21	1	6	CAPLES Devyn	PLS	◆ 2006	0.75	33.50	1:10.14 36.64	1:48.20 38.06	<b>2:26.54</b>	10.79 <b>C</b>
22	2	8	FIKE James	UN-NT	1981	0.74	31.54	1:08.40 36.86	1:46.56 38.16	<b>2:26.73</b>	10.98 <b>C</b>
23	2	7	NETON Jack	UN-PN	1998	0.73	34.03	1:10.90 36.87	1:48.95 38.05	<b>2:27.13</b>	11.38 <b>C</b>

Official Timekeeping by Omega





# 2021 Toyota U.S. Open Championships

Greensboro

December 1 - 4

**Event 26**

4 DEC 2021 - 11:06 AM

Men's 200m Breaststroke

Heats

## Results Summary

Event Number 26

Rank	Heat	Lane	Name	Club Code	Year of Birth	R.T.	50m	100m	150m	Time	Time Behind
24	2	2	VEIT Eric	UDEL	1998	0.68	32.59	1:09.61 37.02	1:48.34 38.73	<b>2:29.10</b> 40.76	13.35 <b>C</b>
25	3	8	KRUSINSKI Jack	CLEV	1999	0.65	33.21	1:10.73 37.52	1:49.78 39.05	<b>2:29.25</b> 39.47	13.50 <b>R</b>
26	4	8	GARBERICK Joey	BSU	2001	0.70	32.44	1:10.18 37.74	1:49.63 39.45	<b>2:30.36</b> 40.73	14.61 <b>R</b>
	1	5	ABAQUETA Cam	MAC-NC	◆ 2003					<b>DNS</b>	
	3	5	HORREGO Julio	SOFL	1998					<b>DNS</b>	

### Legend:

<b>A</b>	Qualified for final A	<b>AR</b>	American Record	<b>B</b>	Qualified for final B
<b>C</b>	Qualified for final C	<b>CR</b>	Championship Record	<b>DNS</b>	Did Not Start
<b>R</b>	Reserve	<b>R.T.</b>	Reaction Time	<b>US</b>	US Open Record
<b>WJ</b>	World Junior Record	<b>WR</b>	World Record	◆	Junior swimmer

Official Timekeeping by Omega





# 2021 Toyota U.S. Open Championships

Greensboro

December 1 - 4

Event 27

4 DEC 2021 - 11:24 AM

Women's 200m Butterfly

Heats

## Results Summary

Event Number 27

	Record	Splits			Name	NAT Code	Location	Date
<b>WR</b>	2:01.81	27.19	58.08	1:30.20	LIU Zige	CHN	Jinan (CHN)	21 OCT 2009
<b>AR</b>	2:04.14	28.79	1:00.57	1:32.49	MOHLER Mary	USA	Roma (ITA)	29 JUL 2009
<b>US</b>	2:05.85	28.28	59.98	1:32.73	FLICKINGER Hali	USA	Omaha, NE (USA)	17 JUN 2021
<b>CR</b>	2:07.20				O'NEILL Susan	AUS	San Antonio, TX (USA)	4 DEC 1999
<b>WJ</b>	2:06.29	28.57	1:00.42	1:32.93	HASEGAWA Suzuka	JPN	Aichi (JPN)	13 APR 2017

Rank	Heat	Lane	Name	Club Code	Year of Birth	R.T.	50m	100m	150m	Time	Time Behind
1	3	4	GINGRICH Leah	HURR	1990	0.76	29.79	1:03.45 33.66	1:37.57 34.12	<b>2:12.79</b> 35.22	<b>A</b>
2	2	4	RAY Amanda	FLOR	2002	0.74	30.05	1:04.31 34.26	1:38.73 34.42	<b>2:13.18</b> 34.45	0.39 <b>A</b>
3	4	4	SMITH Regan	UN-PC	2002	0.73	29.57	1:03.30 33.73	1:37.96 34.66	<b>2:13.41</b> 35.45	0.62 <b>A</b>
4	3	5	ZAVAROS Mabel	FLOR	2000	0.67	29.48	1:03.57 34.09	1:38.54 34.97	<b>2:14.76</b> 36.22	1.97 <b>A</b>
5	2	3	JANSEN Ella	ESWI	◆ 2005	0.78	29.50	1:03.06 33.56	1:38.11 35.05	<b>2:14.80</b> 36.69	2.01 <b>A</b>
6	2	5	SMITH Summer	TENN	2003	0.74	30.34	1:04.54 34.20	1:39.27 34.73	<b>2:14.87</b> 35.60	2.08 <b>A</b>
7	3	6	SMITH Leah	TXLA	1995	0.73	30.01	1:04.05 34.04	1:39.26 35.21	<b>2:14.93</b> 35.67	2.14 <b>A</b>
8	4	3	SUN Eleanor	NCAP	◆ 2004	0.73	29.91	1:03.98 34.07	1:39.20 35.22	<b>2:15.35</b> 36.15	2.56 <b>A</b>
9	3	3	FORRESTER Kathryn	MAC	◆ 2004	0.72	30.03	1:04.44 34.41	1:39.57 35.13	<b>2:15.49</b> 35.92	2.70 <b>B</b>
10	4	1	STOTT Shannon	NEB	2000	0.69	31.03	1:05.67 34.64	1:40.84 35.17	<b>2:16.59</b> 35.75	3.80 <b>B</b>
11	2	2	LEKO Mia	UN-CT	2000	0.72	29.99	1:03.71 33.72	1:39.98 36.27	<b>2:17.52</b> 37.54	4.73 <b>B</b>
12	3	7	WHITE Katie	ABF	◆ 2004	0.77	30.79	1:04.96 34.17	1:40.37 35.41	<b>2:17.73</b> 37.36	4.94 <b>B</b>
13	4	8	THOMPSON Emily	GSCY	◆ 2005	0.71	30.56	1:05.36 34.80	1:41.40 36.04	<b>2:17.90</b> 36.50	5.11 <b>B</b>
14	2	7	AVILA Julimar	AZFL	1997	0.71	30.48	1:05.48 35.00	1:41.38 35.90	<b>2:18.23</b> 36.85	5.44 <b>B</b>
15	4	2	TANKARD Kyleigh	CGBD	◆ 2004	0.71	30.53	1:05.04 34.51	1:41.16 36.12	<b>2:18.26</b> 37.10	5.47 <b>B</b>
16	2	6	SHIMIZU-BOWERS Hana	BAD	◆ 2004	0.84	31.02	1:05.74 34.72	1:42.45 36.71	<b>2:18.56</b> 36.11	5.77 <b>B</b>
17	1	8	HAN Kayla	RMDA	2008	0.69	31.62	1:07.49 35.87	1:43.08 35.59	<b>2:19.14</b> 36.06	6.35 <b>C</b>
18	1	5	van JAARVELD Marizel	UN-IN	1999	0.63	31.06	1:06.86 35.80	1:43.71 36.85	<b>2:19.68</b> 35.97	6.89 <b>C</b>
19	4	7	DUNCAN Sophie	NCAP	◆ 2004	0.78	30.41	1:05.59 35.18	1:42.08 36.49	<b>2:19.93</b> 37.85	7.14 <b>C</b>
20	1	4	CAMISA Eleonora	UARK	2002	0.73	31.46	1:07.35 35.89	1:43.85 36.50	<b>2:20.35</b> 36.50	7.56 <b>C</b>
21	4	6	AHN Yoojin	KOR	2003	0.71	29.68	1:04.91 35.23	1:41.97 37.06	<b>2:20.95</b> 38.98	8.16 <b>C</b>
22	1	1	MYERS Ella	NCAP	2003	0.75	31.17	1:06.90 35.73	1:43.29 36.39	<b>2:21.43</b> 38.14	8.64 <b>C</b>
23	1	3	VAVRINOVA Adela	UARK	2000	0.72	31.75	1:07.87 36.12	1:45.40 37.53	<b>2:21.82</b> 36.42	9.03 <b>C</b>

Official Timekeeping by Omega





# 2021 Toyota U.S. Open Championships

Greensboro

December 1 - 4

**Event 27**

4 DEC 2021 - 11:24 AM

Women's 200m Butterfly

Heats

## Results Summary

Event Number 27

Rank	Heat	Lane	Name	Club Code	Year of Birth	R.T.	50m	100m	150m	Time	Time Behind
24	3	8	LU Sydney	PLS	◆ 2004	0.70	30.33	1:05.90 35.57	1:42.66 36.76	<b>2:22.53</b> 39.87	9.74 <b>C</b>
25	3	1	STOLBERG Emma	MAC-NC	◆ 2004	0.79	30.89	1:05.91 35.02	1:44.05 38.14	<b>2:23.16</b> 39.11	10.37 <b>R</b>
26	2	1	CHO Katie	UN-SI	2002	0.73	31.96	1:07.59 35.63	1:44.81 37.22	<b>2:23.81</b> 39.00	11.02 <b>R</b>
27	1	6	KLAMFOTH Avery	MAC-NC	◆ 2007	0.75	31.67	1:08.48 36.81	1:47.41 38.93	<b>2:26.18</b> 38.77	13.39
28	2	8	STEEN Audrey	DUQU	1999	0.69	32.39	1:08.72 36.33	1:46.92 38.20	<b>2:27.08</b> 40.16	14.29
29	1	2	RAINEY Grace	MAC-NC	◆ 2004	0.85	32.34	1:09.26 36.92	1:49.09 39.83	<b>2:27.93</b> 38.84	15.14
	1	7	FARRIS Aislin	ABF	◆ 2004					<b>DNS</b>	
	3	2	HAY Abby	UOFL	2001					<b>DNS</b>	
	4	5	COETZEE Dune	UN-US	2002					<b>DNS</b>	

### Legend:

<b>A</b>	Qualified for final A	<b>AR</b>	American Record	<b>B</b>	Qualified for final B
<b>C</b>	Qualified for final C	<b>CR</b>	Championship Record	<b>DNS</b>	Did Not Start
<b>R</b>	Reserve	<b>R.T.</b>	Reaction Time	<b>US</b>	US Open Record
<b>WJ</b>	World Junior Record	<b>WR</b>	World Record	◆	Junior swimmer

Official Timekeeping by Omega





# 2021 Toyota U.S. Open Championships

Greensboro

December 1 - 4

Event 28

4 DEC 2021 - 11:37 AM

Men's 200m Butterfly

Heats

## Results Summary

Event Number 28

	Record	Splits			Name	NAT Code	Location	Date
<b>WR</b>	1:50.73	24.66	52.88	1:21.57	MILAK Kristof	HUN	Gwangju (KOR)	24 JUL 2019
<b>AR</b>	1:51.51	24.76	52.88	1:21.93	PHELPS Michael	USA	Roma (ITA)	29 JUL 2009
<b>US</b>	1:52.20	25.47	53.75	1:23.04	PHELPS Michael	USA	Omaha, NE (USA)	2 JUL 2008
<b>CR</b>	1:55.60	25.82	55.05	1:24.83	URLANDO Luca	USA	Atlanta, GA (USA)	7 DEC 2019
<b>WJ</b>	1:53.79	24.69	53.24	1:22.71	MILAK Kristof	HUN	Taipei (THA)	30 JUN 2017

Rank	Heat	Lane	Name	Club Code	Year of Birth	R.T.	50m	100m	150m	Time	Time Behind
1	1	4	<b>KIM Minseop</b>	KOR	◆ 2004	0.68	26.76	57.90	1:28.50	<b>2:00.74</b>	<b>A</b>
2	3	4	<b>HWANGBO Junheon</b>	KOR	◆ 2004	0.73	26.65	57.66	1:28.77	<b>2:00.91</b>	0.17 <b>A</b>
3	3	5	<b>GENTRY Landon</b>	NCAP	◆ 2004	0.69	26.22	56.70	1:28.53	<b>2:01.94</b>	1.20 <b>A</b>
4	3	6	<b>HEILMAN Thomas</b>	CA-Y	2007	0.69	27.33	58.02	1:29.77	<b>2:01.95</b>	1.21 <b>A</b>
5	2	4	<b>CRAWFORD Jace</b>	FLOR	2002	0.70	27.49	58.18	1:30.55	<b>2:02.87</b>	2.13 <b>A</b>
6	2	5	<b>WARD Zach</b>	BKYS	2002	0.74	27.53	58.88	1:31.07	<b>2:03.56</b>	2.82 <b>A</b>
7	3	3	<b>ZUCKER Logan</b>	MAC-NC	◆ 2003	0.64	27.73	59.69	1:31.87	<b>2:04.03</b>	3.29 <b>A</b>
8	3	7	<b>GONZALEZ PINERO Joaquin</b>	FLOR	2002	0.64	27.77	59.75	1:31.87	<b>2:04.49</b>	3.75 <b>A</b>
9	2	3	<b>PARENT Josh</b>	ABF	◆ 2004	0.69	28.43	1:00.00	1:32.16	<b>2:04.56</b>	3.82 <b>B</b>
10	1	5	<b>NOSACK Diego</b>	THSC	◆ 2004	0.69	27.83	59.84	1:31.19	<b>2:04.82</b>	4.08 <b>B</b>
11	1	3	<b>GUSTAFSON Chachi</b>	OSU	2001	0.66	27.17	59.16	1:32.60	<b>2:05.93</b>	5.19 <b>B</b>
12	2	6	<b>POPLAWSKI Richard</b>	SCAR	◆ 2006	0.73	28.12	59.80	1:32.93	<b>2:06.49</b>	5.75 <b>B</b>
13	2	2	<b>FICK Bob</b>	UN-LE	2001	0.73	28.32	59.85	1:32.40	<b>2:06.67</b>	5.93 <b>B</b>
14	1	6	<b>MOUSSALEM AMARAL Iago</b>	UN-IN	1998	0.67	27.81	1:00.12	1:33.42	<b>2:06.94</b>	6.20 <b>B</b>
15	2	7	<b>BERMUDEZ Simon</b>	NCAP	◆ 2006	0.61	27.71	59.79	1:32.81	<b>2:07.20</b>	6.46 <b>B</b>
16	1	7	<b>HENKEL Bryce</b>	UN-NE	2002	0.67	27.53	1:00.11	1:34.11	<b>2:07.97</b>	7.23 <b>B</b>
17	1	2	<b>FLOYD Kyle</b>	UN-NE	2002	0.63	28.07	1:00.31	1:34.67	<b>2:11.89</b>	11.15 <b>C</b>
	3	2	<b>QUACH Alex</b>	OSU	2001					<b>DNS</b>	

Legend:							
<b>A</b>	Qualified for final A	<b>AR</b>	American Record	<b>B</b>	Qualified for final B	<b>C</b>	Qualified for final C
<b>CR</b>	Championship Record	<b>DNS</b>	Did Not Start	<b>R.T.</b>	Reaction Time	<b>US</b>	US Open Record
<b>WJ</b>	World Junior Record	<b>WR</b>	World Record	◆	Junior swimmer		

Official Timekeeping by Omega





# 2021 Toyota U.S. Open Championships

Greensboro

December 1 - 4

Event 103

2 DEC 2021 - 7:00 PM

Women's 400m Freestyle

Final

## Results

### Event Number 3

	Record	Splits		Name	NAT Code	Location	Date	
<b>WR</b>	3:56.46	57.05	1:57.11	2:57.62	LEDECKY Katie	USA	Rio de Janeiro (BRA)	7 AUG 2016
<b>AR</b>	3:56.46	57.05	1:57.11	2:57.62	LEDECKY Katie	USA	Rio (BRA)	7 AUG 2016
<b>US</b>	3:57.94	57.07	1:57.70	2:58.15	LEDECKY Katie	USA	Indianapolis, IN (USA)	17 MAY 2018
<b>CR</b>	4:00.81	57.80	1:58.56	2:59.44	LEDECKY Katie	USA	Atlanta, GA (USA)	5 DEC 2019
<b>WJ</b>	3:58.37	57.87	1:58.30	2:58.74	LEDECKY Katie	USA	Gold Coast (AUS)	21 AUG 2014

#### Final B

Rank	Lane	Name	Club Code	R.T.	Time	Time Behind								
<b>1</b>	<b>6</b>	<b>GOLDING Kathleen</b>	<b>FLOR</b>	<b>0.76</b>	<b>4:13.76</b>									
50m (2)	29.61	100m (2)	1:01.90 32.29	150m (3)	1:34.37 32.47	200m (=1)	2:06.71 32.34	250m (1)	2:38.89 32.18	300m (1)	3:10.84 31.95	350m (1)	3:42.74 31.90	31.02
<b>2</b>	<b>5</b>	<b>HAN Kayla</b>	<b>RMDA</b>	<b>0.74</b>	<b>4:15.74</b>	1.98								
50m (3)	29.65	100m (5)	1:02.18 32.53	150m (5)	1:34.59 32.41	200m (5)	2:07.45 32.86	250m (4)	2:39.48 32.03	300m (4)	3:12.06 32.58	350m (2)	3:44.01 31.95	31.73
<b>3</b>	<b>7</b>	<b>BAUER Elise</b>	<b>FLOR</b>	<b>0.66</b>	<b>4:15.86</b>	2.10								
50m (5)	29.79	100m (1)	1:01.69 31.90	150m (2)	1:34.30 32.61	200m (3)	2:06.75 32.45	250m (3)	2:39.44 32.69	300m (2)	3:11.81 32.37	350m (4)	3:44.67 32.86	31.19
<b>4</b>	<b>2</b>	<b>COETZEE Dune</b>	<b>UN-US</b>	<b>0.75</b>	<b>4:16.13</b>	2.37								
50m (6)	29.83	100m (3)	1:01.97 32.14	150m (1)	1:34.03 32.06	200m (=1)	2:06.71 32.68	250m (2)	2:39.14 32.43	300m (3)	3:11.95 32.81	350m (3)	3:44.28 32.33	31.85
<b>5</b>	<b>4</b>	<b>HAEBIG Autumn</b>	<b>NEB</b>	<b>0.81</b>	<b>4:16.78</b>	3.02								
50m (1)	29.59	100m (6)	1:02.25 32.66	150m (6)	1:34.65 32.40	200m (6)	2:07.78 33.13	250m (6)	2:40.09 32.31	300m (6)	3:13.05 32.96	350m (5)	3:45.17 32.12	31.61
<b>6</b>	<b>3</b>	<b>GINGRICH Leah</b>	<b>HURR</b>	<b>0.75</b>	<b>4:19.11</b>	5.35								
50m (4)	29.67	100m (4)	1:02.09 32.42	150m (4)	1:34.41 32.32	200m (4)	2:07.18 32.77	250m (5)	2:39.64 32.46	300m (5)	3:12.87 33.23	350m (6)	3:46.05 33.18	33.06
<b>7</b>	<b>8</b>	<b>REYNA Alexa</b>	<b>BAD</b>	<b>0.74</b>	<b>4:23.91</b>	10.15								
50m (7)	30.35	100m (7)	1:02.62 32.27	150m (7)	1:36.05 33.43	200m (7)	2:09.04 32.99	250m (7)	2:42.66 33.62	300m (7)	3:16.18 33.52	350m (7)	3:50.57 34.39	33.34
<b>1</b>		<b>STONEBURG Blair</b>	<b>TCA</b>		<b>DSQ</b>									

#### Final A

Rank	Lane	Name	Club Code	R.T.	Time	Time Behind								
<b>1</b>	<b>4</b>	<b>LEDECKY Katie</b>	<b>UN-FL</b>	<b>0.66</b>	<b>4:00.51</b>	CR								
50m (1)	28.15	100m (1)	58.55 30.40	150m (1)	1:28.98 30.43	200m (1)	1:59.92 30.94	250m (1)	2:31.14 31.22	300m (1)	3:01.41 30.27	350m (1)	3:31.32 29.91	29.19
<b>2</b>	<b>3</b>	<b>GEMMELL Erin</b>	<b>NCAP</b>	<b>0.83</b>	<b>4:10.12</b>	9.61								
50m (2)	28.54	100m (2)	1:00.37 31.83	150m (2)	1:32.02 31.65	200m (2)	2:03.98 31.96	250m (2)	2:35.58 31.60	300m (2)	3:07.62 32.04	350m (2)	3:38.73 31.11	31.39
<b>3</b>	<b>5</b>	<b>SCHMIDT Sierra</b>	<b>SAC</b>	<b>0.78</b>	<b>4:12.53</b>	12.02								
50m (3)	29.14	100m (3)	1:00.63 31.49	150m (3)	1:32.43 31.80	200m (3)	2:04.76 32.33	250m (3)	2:36.74 31.98	300m (3)	3:09.07 32.33	350m (3)	3:41.34 32.27	31.19
<b>4</b>	<b>6</b>	<b>BELLIO Katrina</b>	<b>ESWI</b>	<b>0.75</b>	<b>4:12.73</b>	12.22								
50m (6)	29.39	100m (4)	1:00.64 31.25	150m (4)	1:32.66 32.02	200m (4)	2:04.80 32.14	250m (4)	2:37.27 32.47	300m (4)	3:09.68 32.41	350m (4)	3:41.92 32.24	30.81
<b>5</b>	<b>1</b>	<b>MROZINSKI Julia</b>	<b>TENN</b>	<b>0.72</b>	<b>4:14.22</b>	13.71								
50m (4)	29.23	100m (8)	1:01.66 32.43	150m (7)	1:34.42 32.76	200m (7)	2:06.77 32.35	250m (5)	2:38.89 32.12	300m (5)	3:11.40 32.51	350m (5)	3:43.14 31.74	31.08
<b>6</b>	<b>2</b>	<b>JANSEN Ella</b>	<b>ESWI</b>	<b>0.78</b>	<b>4:15.83</b>	15.32								
50m (5)	29.38	100m (6)	1:01.36 31.98	150m (5)	1:33.70 32.34	200m (6)	2:06.52 32.82	250m (6)	2:38.95 32.43	300m (6)	3:11.98 33.03	350m (6)	3:43.92 31.94	31.91
<b>7</b>	<b>7</b>	<b>MATHIEU Tylor</b>	<b>FLOR</b>	<b>0.79</b>	<b>4:17.13</b>	16.62								
50m (8)	29.77	100m (7)	1:01.60 31.83	150m (8)	1:34.46 32.86	200m (8)	2:06.88 32.42	250m (8)	2:39.76 32.88	300m (8)	3:12.59 32.83	350m (7)	3:45.55 32.96	31.58
<b>8</b>	<b>8</b>	<b>COX Jillian</b>	<b>UN-ST</b>	<b>0.68</b>	<b>4:17.53</b>	17.02								
50m (7)	29.59	100m (5)	1:00.74 31.15	150m (6)	1:33.86 33.12	200m (5)	2:06.07 32.21	250m (7)	2:39.47 33.40	300m (7)	3:12.10 32.63	350m (8)	3:46.14 34.04	31.39

Official Timekeeping by Omega





# 2021 Toyota U.S. Open Championships

Greensboro

December 1 - 4

**Event 103**

2 DEC 2021 - 7:00 PM

Women's 400m Freestyle

Final

## Results

Event Number 3

Final C

Rank	Lane	Name	Club Code	R.T.	Time	Time Behind
<b>1</b>	<b>5</b>	<b>RAY Amanda</b>	<b>FLOR</b>	<b>0.71</b>	<b>4:18.54</b>	
50m (1) 29.64	100m (1) 1:01.95 32.31	150m (1) 1:34.42 32.47	200m (1) 2:07.63 33.21	250m (1) 2:40.41 32.78	300m (1) 3:13.58 33.17	350m (1) 3:46.32 32.74
<b>2</b>	<b>4</b>	<b>KIM Chloe</b>	<b>SCAR</b>	<b>0.71</b>	<b>4:22.13</b>	3.59
50m (5) 30.48	100m (=5) 1:03.35 32.87	150m (6) 1:36.36 33.01	200m (5) 2:09.65 33.29	250m (4) 2:42.87 33.22	300m (=2) 3:16.37 33.50	350m (2) 3:49.66 33.29
<b>3</b>	<b>3</b>	<b>DAFOE Claire</b>	<b>NOVA</b>	<b>0.80</b>	<b>4:22.15</b>	3.61
50m (6) 30.53	100m (=5) 1:03.35 32.82	150m (7) 1:36.61 33.26	200m (7) 2:10.34 33.73	250m (7) 2:43.85 33.51	300m (6) 3:17.27 33.42	350m (5) 3:50.42 33.15
<b>4</b>	<b>2</b>	<b>SHIMIZU-BOWERS Hana</b>	<b>BAD</b>	<b>0.79</b>	<b>4:22.91</b>	4.37
50m (7) 30.61	100m (7) 1:03.43 32.82	150m (5) 1:36.27 32.84	200m (6) 2:09.80 33.53	250m (5) 2:43.11 33.31	300m (5) 3:16.90 33.79	350m (3) 3:49.93 33.03
<b>5</b>	<b>1</b>	<b>MURZILLI Ilaria</b>	<b>NEB</b>	<b>0.76</b>	<b>4:23.27</b>	4.73
50m (=3) 30.05	100m (2) 1:02.50 32.45	150m (2) 1:35.44 32.94	200m (2) 2:08.76 33.32	250m (3) 2:42.64 33.88	300m (=2) 3:16.37 33.73	350m (4) 3:50.41 34.04
<b>6</b>	<b>6</b>	<b>DOUTHWRIGHT Brooklyn</b>	<b>TENN</b>	<b>0.71</b>	<b>4:23.62</b>	5.08
50m (2) 29.86	100m (3) 1:02.54 32.68	150m (3) 1:35.66 33.12	200m (3) 2:09.23 33.57	250m (2) 2:42.57 33.34	300m (4) 3:16.42 33.85	350m (6) 3:50.57 34.15
<b>7</b>	<b>7</b>	<b>CONZE Maren</b>	<b>NCAP</b>	<b>0.72</b>	<b>4:24.04</b>	5.50
50m (=3) 30.05	100m (4) 1:03.04 32.99	150m (4) 1:36.03 32.99	200m (4) 2:09.64 33.61	250m (6) 2:43.34 33.70	300m (7) 3:17.49 34.15	350m (8) 3:51.66 34.17
<b>8</b>	<b>8</b>	<b>HURST Kate</b>	<b>SCAR</b>	<b>0.74</b>	<b>4:24.11</b>	5.57
50m (8) 30.63	100m (8) 1:03.79 33.16	150m (8) 1:37.09 33.30	200m (8) 2:10.78 33.69	250m (8) 2:44.35 33.57	300m (8) 3:18.09 33.74	350m (7) 3:51.65 33.56

**Legend:**

= Equal rank  
R.T. Reaction Time

AR American Record  
US US Open Record

CR Championship Record  
WJ World Junior Record

DSQ Disqualified  
WR World Record

Official Timekeeping by Omega





# 2021 Toyota U.S. Open Championships

Greensboro

December 1 - 4

**Event 104** 2 DEC 2021 - 7:16 PM

Men's 400m Freestyle

Final

## Results

### Event Number 4

	Record	Splits		Name	NAT Code	Location	Date
<b>WR</b>	3:40.07	54.42	1:51.02	2:47.17	BIEDERMANN Paul	GER Rome (ITA)	26 JUL 2009
<b>AR</b>	3:42.78	54.86	1:51.91	2:48.07	JENSEN Larsen	USA Beijing (CHN)	10 AUG 2008
<b>US</b>	3:43.53	54.67	1:51.14	2:47.52	JENSEN Larsen	USA Omaha, NE (USA)	29 JUN 2008
<b>CR</b>	3:45.63				GROTHER Zane	USA Minneapolis, MN (USA)	3 AUG 2016
<b>WJ</b>	3:44.60	53.35	1:50.26	2:47.72	HORTON Mack	AUS Brisbane (AUS)	1 APR 2014

#### Final B

Rank	Lane	Name	Club Code	R.T.	Time	Time Behind
<b>1</b>	<b>3</b>	<b>LINDHOLM Oskar</b>	<b>FLOR</b>	<b>0.73</b>	<b>3:58.43</b>	
50m (1) 27.18	100m (1) 57.31 30.13	150m (3) 1:27.95 30.64	200m (3) 1:59.02 31.07	250m (2) 2:29.29 30.27	300m (2) 3:00.00 30.71	350m (1) 3:29.96 29.96 28.47
<b>2</b>	<b>4</b>	<b>PLAGE James</b>	<b>NCS</b>	<b>0.73</b>	<b>3:59.22</b>	0.79
50m (=5) 27.89	100m (4) 57.78 29.89	150m (1) 1:27.77 29.99	200m (1) 1:58.16 30.39	250m (1) 2:28.85 30.69	300m (1) 2:59.48 30.63	350m (2) 3:30.01 30.53 29.21
<b>3</b>	<b>5</b>	<b>D'ORIANO Nicolas</b>	<b>WOLF</b>	<b>0.67</b>	<b>4:00.85</b>	2.42
50m (4) 27.58	100m (6) 58.12 30.54	150m (6) 1:29.05 30.93	200m (7) 2:00.22 31.17	250m (7) 2:31.40 31.18	300m (4) 3:01.67 30.27	350m (4) 3:32.27 30.60 28.58
<b>4</b>	<b>2</b>	<b>PARENT Josh</b>	<b>ABF</b>	<b>0.69</b>	<b>4:01.23</b>	2.80
50m (2) 27.25	100m (2) 57.51 30.26	150m (2) 1:27.80 30.29	200m (2) 1:58.98 31.18	250m (3) 2:29.36 30.38	300m (3) 3:00.52 31.16	350m (3) 3:30.82 30.30 30.41
<b>5</b>	<b>8</b>	<b>CRAWFORD Jace</b>	<b>FLOR</b>	<b>0.69</b>	<b>4:01.42</b>	2.99
50m (8) 28.42	100m (7) 58.33 29.91	150m (7) 1:29.13 30.80	200m (6) 2:00.02 30.89	250m (6) 2:31.10 31.08	300m (=5) 3:01.72 30.62	350m (5) 3:32.93 31.21 28.49
<b>6</b>	<b>7</b>	<b>WATSON Tyler</b>	<b>FLOR</b>	<b>0.76</b>	<b>4:01.52</b>	3.09
50m (=5) 27.89	100m (3) 57.77 29.88	150m (5) 1:28.55 30.78	200m (4) 1:59.41 30.86	250m (5) 2:30.69 31.28	300m (=5) 3:01.72 31.03	350m (6) 3:33.01 31.29 28.51
<b>7</b>	<b>6</b>	<b>LOUW Henre</b>	<b>UN-US</b>	<b>0.73</b>	<b>4:02.76</b>	4.33
50m (7) 28.14	100m (8) 58.53 30.39	150m (8) 1:29.55 31.02	200m (8) 2:00.55 31.00	250m (8) 2:31.81 31.26	300m (8) 3:02.96 31.15	350m (8) 3:33.78 30.82 28.98
<b>8</b>	<b>1</b>	<b>MARTIN Andrew</b>	<b>XAV</b>	<b>0.62</b>	<b>4:03.56</b>	5.13
50m (3) 27.49	100m (5) 58.08 30.59	150m (4) 1:28.49 30.41	200m (5) 1:59.85 31.36	250m (4) 2:30.43 30.58	300m (7) 3:02.12 31.69	350m (7) 3:33.37 31.25 30.19

#### Final A

Rank	Lane	Name	Club Code	R.T.	Time	Time Behind
<b>1</b>	<b>4</b>	<b>FREEMAN Trey</b>	<b>FLOR</b>	<b>0.66</b>	<b>3:49.06</b>	
50m (1) 26.71	100m (1) 55.63 28.92	150m (1) 1:25.12 29.49	200m (1) 1:54.60 29.48	250m (1) 2:23.98 29.38	300m (1) 2:53.12 29.14	350m (1) 3:21.60 28.48 27.46
<b>2</b>	<b>5</b>	<b>KHIEW Hoe Yean</b>	<b>MAS</b>	<b>0.71</b>	<b>3:50.52</b>	1.46
50m (2) 26.75	100m (2) 55.73 28.98	150m (2) 1:25.30 29.57	200m (2) 1:54.85 29.55	250m (2) 2:24.07 29.22	300m (2) 2:53.78 29.71	350m (2) 3:22.36 28.58 28.16
<b>3</b>	<b>3</b>	<b>FINKE Bobby</b>	<b>FLOR</b>	<b>0.75</b>	<b>3:51.44</b>	2.38
50m (3) 27.02	100m (3) 56.32 29.30	150m (3) 1:25.62 29.30	200m (3) 1:55.38 29.76	250m (3) 2:25.20 29.82	300m (4) 2:55.09 29.89	350m (4) 3:24.34 29.25 27.10
<b>4</b>	<b>6</b>	<b>CLARK Charlie</b>	<b>OSU</b>	<b>0.70</b>	<b>3:51.95</b>	2.89
50m (8) 27.91	100m (7) 57.42 29.51	150m (7) 1:27.36 29.94	200m (5) 1:56.60 29.24	250m (5) 2:25.96 29.36	300m (3) 2:55.03 29.07	350m (3) 3:23.94 28.91 28.01
<b>5</b>	<b>1</b>	<b>CAMBLONG Tommy-Lee</b>	<b>UN-AZ</b>	<b>0.74</b>	<b>3:53.92</b>	4.86
50m (6) 27.75	100m (6) 57.37 29.62	150m (5) 1:26.74 29.37	200m (6) 1:56.74 30.00	250m (6) 2:26.22 29.48	300m (6) 2:56.17 29.95	350m (6) 3:25.76 29.59 28.16
<b>6</b>	<b>2</b>	<b>BROWN Eric</b>	<b>PCSC</b>	<b>0.73</b>	<b>3:55.07</b>	6.01
50m (4) 27.38	100m (4) 57.00 29.62	150m (4) 1:26.30 29.30	200m (4) 1:56.36 30.06	250m (4) 2:25.88 29.52	300m (5) 2:55.86 29.98	350m (5) 3:25.54 29.68 29.53
<b>7</b>	<b>8</b>	<b>CHAI Matthew</b>	<b>FAST</b>	<b>0.83</b>	<b>3:57.39</b>	8.33
50m (7) 27.80	100m (8) 57.46 29.66	150m (8) 1:27.53 30.07	200m (8) 1:57.93 30.40	250m (8) 2:28.57 30.64	300m (7) 2:58.78 30.21	350m (7) 3:28.56 29.78 28.83
<b>8</b>	<b>7</b>	<b>WARD Zach</b>	<b>BKYS</b>	<b>0.80</b>	<b>4:00.32</b>	11.26
50m (5) 27.55	100m (5) 57.31 29.76	150m (6) 1:27.21 29.90	200m (7) 1:57.65 30.44	250m (7) 2:28.43 30.78	300m (8) 2:59.10 30.67	350m (8) 3:30.19 31.09 30.13

Official Timekeeping by Omega







# 2021 Toyota U.S. Open Championships

Greensboro

December 1 - 4

**Event 104** 2 DEC 2021 - 7:16 PM

Men's 400m Freestyle

Final

## Results

Event Number 4

### Final C

Rank	Lane	Name	Club Code	R.T.	Time	Time Behind
<b>1</b>	<b>4</b>	<b>GRAVLEY Brennan</b>	<b>FLOR</b>	<b>0.65</b>	<b>3:57.85</b>	
50m (1) 26.95	100m (1) 56.26 29.31	150m (1) 1:26.30 30.04	200m (1) 1:56.60 30.30	250m (1) 2:27.09 30.49	300m (1) 2:57.87 30.78	350m (1) 3:28.72 30.85
<b>2</b>	<b>3</b>	<b>BENDORAITIS Steven</b>	<b>SCAR</b>	<b>0.75</b>	<b>4:00.65</b>	2.80
50m (4) 27.99	100m (3) 57.79 29.80	150m (2) 1:27.73 29.94	200m (2) 1:58.10 30.37	250m (2) 2:28.41 30.31	300m (2) 2:59.49 31.08	350m (2) 3:30.34 30.85
<b>3</b>	<b>5</b>	<b>CLARK John</b>	<b>UN-HI</b>	<b>0.68</b>	<b>4:03.26</b>	5.41
50m (2) 27.53	100m (2) 57.63 30.10	150m (3) 1:28.30 30.67	200m (3) 1:59.53 31.23	250m (3) 2:30.69 31.16	300m (3) 3:02.17 31.48	350m (3) 3:33.41 31.24
<b>4</b>	<b>6</b>	<b>TAYLOR Andrew</b>	<b>UN-MA</b>	<b>0.74</b>	<b>4:03.45</b>	5.60
50m (3) 27.79	100m (4) 58.27 30.48	150m (4) 1:29.13 30.86	200m (4) 1:59.84 30.71	250m (4) 2:31.22 31.38	300m (4) 3:02.71 31.49	350m (4) 3:33.61 30.90
<b>5</b>	<b>7</b>	<b>BERNSTEIN Jackson</b>	<b>UN-SI</b>	<b>0.70</b>	<b>4:08.16</b>	10.31
50m (6) 28.35	100m (6) 58.89 30.54	150m (6) 1:30.10 31.21	200m (6) 2:01.80 31.70	250m (6) 2:33.42 31.62	300m (5) 3:05.12 31.70	350m (5) 3:37.06 31.94
<b>6</b>	<b>2</b>	<b>KAROLCZAK Jan Michal</b>	<b>UVA</b>	<b>0.67</b>	<b>4:11.04</b>	13.19
50m (5) 28.02	100m (5) 58.61 30.59	150m (5) 1:29.58 30.97	200m (5) 2:01.07 31.49	250m (5) 2:32.93 31.86	300m (6) 3:05.52 32.59	350m (6) 3:38.43 32.91

### Legend:

=	Equal rank	<b>AR</b>	American Record	<b>CR</b>	Championship Record	<b>R.T.</b>	Reaction Time
<b>US</b>	US Open Record	<b>WJ</b>	World Junior Record	<b>WR</b>	World Record		

Official Timekeeping by Omega





# 2021 Toyota U.S. Open Championships

Greensboro

December 1 - 4

**Event 105**

2 DEC 2021 - 7:32 PM

Women's 200m Individual Medley

Final

## Results

Event Number 5

	Record	Splits			Name	NAT Code	Location	Date
<b>WR</b>	2:06.12	27.30	58.94	1:35.64	HOSSZU Katinka	HUN	Kazan (RUS)	3 AUG 2015
<b>AR</b>	2:06.15	27.72	59.24	1:36.31	KUKORS Ariana	USA	Roma (ITA)	27 JUL 2009
<b>US</b>	2:08.32	27.94	59.75	1:37.07	BAKER Kathleen	USA	Irvine, CA (USA)	29 JUL 2018
<b>CR</b>	2:08.84	28.47	1:02.45	1:38.72	MARGALIS Melanie	USA	Atlanta, GA (USA)	5 DEC 2019
<b>WJ</b>	2:09.98				IKEE Rikako	JPN	Tokyo (JPN)	29 JAN 2017

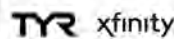
### Final B

Rank	Lane	Name	Club Code	R.T.	50m	100m	150m	Time	Time Behind
1	4	PODKOSCIELNY Julia	PCS	0.75	(2) 29.37	(1) 1:02.96 33.59	(1) 1:44.05 41.09	<b>2:16.48</b>	
2	7	KLAMFOTH Avery	MAC-NC	0.70	(7) 30.23	(4) 1:05.82 35.59	(2) 1:45.69 39.87	<b>2:17.98</b>	1.50
3	2	SUN Eleanor	NCAP	0.73	(1) 29.29	(2) 1:05.50 36.21	(4) 1:46.35 40.85	<b>2:18.22</b>	1.74
4	8	VAVRINOVA Adela	UARK	0.75	(6) 30.17	(6) 1:06.58 36.41	(6) 1:47.78 41.20	<b>2:19.83</b>	3.35
5	3	van JAARSVELD Marizel	UN-IN	0.63	(3) 29.70	(5) 1:06.44 36.74	(3) 1:46.20 39.76	<b>2:19.97</b>	3.49
6	6	KIM Sijin	KOR	0.61	(4) 30.02	(3) 1:05.77 35.75	(5) 1:47.13 41.36	<b>2:21.59</b>	5.11
7	1	RAINEY Grace	MAC-NC	0.86	(8) 30.40	(8) 1:10.54 40.14	(7) 1:48.77 38.23	<b>2:22.50</b>	6.02
8	5	GINGRICH Leah	HURR	0.75	(5) 30.05	(7) 1:07.47 37.42	(8) 1:51.10 43.63	<b>2:24.58</b>	8.10

### Final A

Rank	Lane	Name	Club Code	R.T.	50m	100m	150m	Time	Time Behind
1	4	SMITH Leah	TXLA	0.74	(1) 28.23	(2) 1:01.79 33.56	(1) 1:40.93 39.14	<b>2:11.67</b>	
2	5	SMITH Summer	TENN	0.75	(2) 28.41	(1) 1:01.54 33.13	(2) 1:42.36 40.82	<b>2:15.02</b>	3.35
3	6	HAY Abby	UOFL	0.74	(5) 29.03	(7) 1:04.35 35.32	(3) 1:43.22 38.87	<b>2:15.45</b>	3.78
=4	2	THOMPSON Emily	GSCY	0.65	(7) 29.39	(5) 1:04.00 34.61	(4) 1:43.72 39.72	<b>2:16.54</b>	4.87
=4	7	DUNCAN Sophie	NCAP	0.78	(6) 29.11	(3) 1:03.65 34.54	(5) 1:44.36 40.71	<b>2:16.54</b>	4.87
6	1	ZAVAROS Mabel	FLOR	0.66	(3) 28.59	(6) 1:04.04 35.45	(6) 1:44.85 40.81	<b>2:16.57</b>	4.90
7	3	SPINK Camille	NCAP	0.70	(4) 28.94	(4) 1:03.77 34.83	(7) 1:45.05 41.28	<b>2:17.01</b>	5.34
8	8	MOSTEK Anya	PAY	0.76	(8) 30.46	(8) 1:05.43 34.97	(8) 1:47.43 42.00	<b>2:20.60</b>	8.93

Official Timekeeping by Omega





# 2021 Toyota U.S. Open Championships

Greensboro

December 1 - 4

**Event 105**

2 DEC 2021 - 7:32 PM

Women's 200m Individual Medley

Final

## Results

Event Number 5

Final C

Rank	Lane	Name	Club Code	R.T.	50m	100m	150m	Time	Time Behind
1	4	FARRIS Aislin	ABF	0.63	(2) 29.77	(2) 1:04.55 34.78	(1) 1:45.53 40.98	<b>2:18.93</b> 33.40	
2	5	DUROCHER Jordan	NCAP	0.75	(5) 30.18	(1) 1:04.40 34.22	(3) 1:46.54 42.14	<b>2:19.77</b> 33.23	0.84
3	7	ISLETA Chloe	UN-AZ	0.68	(3) 29.81	(4) 1:05.62 35.81	(6) 1:47.06 41.44	<b>2:20.32</b> 33.26	1.39
4	2	CLARK Brooke-Lynn	CGBD	0.72	(8) 30.57	(5) 1:06.59 36.02	(5) 1:46.86 40.27	<b>2:20.49</b> 33.63	1.56
5	3	ANDERSON Daisy	PITT	0.71	(1) 29.58	(3) 1:04.97 35.39	(4) 1:46.74 41.77	<b>2:20.66</b> 33.92	1.73
6	6	KIM Ahryoung	KOR	0.65	(4) 29.96	(6) 1:07.00 37.04	(2) 1:46.05 39.05	<b>2:20.83</b> 34.78	1.90
7	1	KANARY Karina	TXLA	0.79	(=6) 30.39	(=7) 1:07.68 37.29	(7) 1:48.32 40.64	<b>2:21.62</b> 33.30	2.69
8	8	BENNANI Sabrina	RMDA	0.69	(=6) 30.39	(=7) 1:07.68 37.29	(8) 1:49.83 42.15	<b>2:24.07</b> 34.24	5.14

### Legend:

=	Equal rank	<b>AR</b>	American Record	<b>CR</b>	Championship Record	<b>R.T.</b>	Reaction Time
<b>US</b>	US Open Record	<b>WJ</b>	World Junior Record	<b>WR</b>	World Record		

Official Timekeeping by Omega





# 2021 Toyota U.S. Open Championships

Greensboro

December 1 - 4

**Event 106** 2 DEC 2021 - 7:45 PM

Men's 200m Individual Medley

Final

## Results

Event Number 6

	Record	Splits			Name	NAT Code	Location	Date
<b>WR</b>	1:54.00	24.89	53.48	1:26.51	LOCHTE Ryan	USA	Shanghai (CHN)	28 JUL 2011
<b>AR</b>	1:54.00	24.89	53.48	1:26.51	LOCHTE Ryan	USA	Shanghai (CHN)	28 JUL 2011
<b>US</b>	1:54.56	24.78	53.45	1:26.88	LOCHTE Ryan	USA	Indianapolis, IN (USA)	10 JUL 2009
<b>CR</b>	1:57.28	25.73	55.90	1:29.09	KALISZ Chase	USA	Atlanta, GA (USA)	5 DEC 2019
<b>WJ</b>	1:57.06	25.21	55.79	1:28.93	QIN Haiyang	CHN	Budapest (HUN)	27 JUL 2017

### Final B

Rank	Lane	Name	Club Code	R.T.	50m	100m	150m	Time	Time Behind
1	5	LEE Nathan	UN-SI	0.70	(4) 27.07	(2) 58.49 31.42	(1) 1:35.25 36.76	<b>2:06.07</b>	
2	3	LEE Eric	SCAR	0.68	(6) 27.46	(5) 1:00.21 32.75	(4) 1:36.98 36.77	<b>2:06.08</b>	0.01
3	4	LEE Jihyeong	KOR	0.70	(1) 26.36	(1) 58.30 31.94	(=2) 1:35.69 37.39	<b>2:06.63</b>	0.56
4	8	PARK Soo Hwan	KOR	0.64	(3) 27.00	(3) 58.82 31.82	(=2) 1:35.69 36.87	<b>2:07.08</b>	1.01
5	2	POPLAWSKI Richard	SCAR	0.71	(7) 27.58	(7) 1:00.28 32.70	(8) 1:38.30 38.02	<b>2:07.18</b>	1.11
6	7	CAPLES Devyn	PLS	0.73	(8) 27.60	(4) 59.57 31.97	(5) 1:37.13 37.56	<b>2:07.28</b>	1.21
7	1	BUESSING Cedric	UN-IN	0.70	(5) 27.44	(6) 1:00.24 32.80	(7) 1:37.86 37.62	<b>2:07.46</b>	1.39
8	6	STEELE Matt	UN-GA	0.72	(2) 26.88	(8) 1:00.55 33.67	(6) 1:37.49 36.94	<b>2:07.78</b>	1.71

### Final A

Rank	Lane	Name	Club Code	R.T.	50m	100m	150m	Time	Time Behind
1	4	NELSON Baylor	MAC-NC	0.63	(1) 26.37	(1) 56.68 30.31	(1) 1:30.64 33.96	<b>1:59.86</b>	
2	5	GAGNE Collyn	SFU	0.65	(3) 26.66	(2) 57.97 31.31	(2) 1:33.38 35.41	<b>2:02.59</b>	2.73
3	6	GONZALEZ PINERO Joaquin	FLOR	0.65	(2) 26.43	(3) 58.38 31.95	(3) 1:34.86 36.48	<b>2:04.49</b>	4.63
4	3	SEIDEL Max	CSTE	0.66	(4) 26.98	(6) 59.86 32.88	(4) 1:35.03 35.17	<b>2:04.83</b>	4.97
5	7	MALDARI Caleb	MAC-NC	0.61	(7) 27.78	(4) 59.55 31.77	(5) 1:36.35 36.80	<b>2:05.90</b>	6.04
6	1	NOSACK Diego	THSC	0.71	(6) 27.66	(5) 59.61 31.95	(6) 1:36.54 36.93	<b>2:06.32</b>	6.46
7	8	WARD Zach	BKYS	0.76	(5) 27.37	(8) 1:00.58 33.21	(8) 1:37.53 36.95	<b>2:06.74</b>	6.88
8	2	PARENT Josh	ABF	0.71	(8) 27.89	(7) 1:00.21 32.32	(7) 1:36.81 36.60	<b>2:07.43</b>	7.57

Official Timekeeping by Omega





# 2021 Toyota U.S. Open Championships

Greensboro

December 1 - 4

**Event 106** 2 DEC 2021 - 7:45 PM

Men's 200m Individual Medley

Final

## Results

Event Number 6

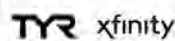
Final C

Rank	Lane	Name	Club Code	R.T.	50m	100m	150m	Time	Time Behind
1	2	LUCKY Matthew	UN-NC	0.61	(6) 27.20	(6) 1:01.54 34.34	(2) 1:36.32 34.78	<b>2:06.55</b> 30.23	
2	5	KUBACKI Timmy	CLEV	0.72	(5) 27.15	(1) 58.78 31.63	(4) 1:36.41 37.63	<b>2:07.00</b> 30.59	0.45
3	6	NICHOLS Noah	UVA	0.70	(1) 26.43	(3) 1:00.33 33.90	(1) 1:36.09 35.76	<b>2:07.03</b> 30.94	0.48
4	4	ANBAR Kalen	NCY	0.73	(4) 27.08	(2) 59.65 32.57	(3) 1:36.38 36.73	<b>2:07.80</b> 31.42	1.25
5	7	HORREGO Julio	SOFL	0.68	(3) 26.69	(4) 1:00.38 33.69	(5) 1:36.83 36.45	<b>2:08.12</b> 31.29	1.57
6	3	WEIGEL Isaac	UN-IA	0.59	(2) 26.62	(7) 1:01.88 35.26	(8) 1:39.49 37.61	<b>2:09.26</b> 29.77	2.71
7	8	REUTER Zack	UN-SI	0.70	(7) 27.41	(8) 1:01.96 34.55	(7) 1:39.48 37.52	<b>2:09.83</b> 30.35	3.28
8	1	ABAQUETA Cam	MAC-NC	0.75	(8) 27.79	(5) 1:00.90 33.11	(6) 1:38.48 37.58	<b>2:09.92</b> 31.44	3.37

### Legend:

=	Equal rank	<b>AR</b>	American Record	<b>CR</b>	Championship Record	<b>R.T.</b>	Reaction Time
<b>US</b>	US Open Record	<b>WJ</b>	World Junior Record	<b>WR</b>	World Record		

Official Timekeeping by Omega





# 2021 Toyota U.S. Open Championships

Greensboro

December 1 - 4

**Event 107**

2 DEC 2021 - 7:57 PM

Women's 50m Freestyle

Final

## Results

Event Number 7

	Record	Name	NAT Code	Location	Date
<b>WR</b>	23.67	SJOESTROEM Sarah	SWE	Budapest (HUN)	29 JUL 2017
<b>AR</b>	23.97	MANUEL Simone	USA	Budapest (HUN)	30 JUL 2017
<b>US</b>	24.08	BLUME Pernille	USA	Indianapolis, IN (USA)	1 JUN 2019
<b>CR</b>	24.43	MANUEL Simone	USA	Atlanta, GA (USA)	5 DEC 2019
<b>WJ</b>	24.33	IKEE Rikako	JPN	Tokyo (JPN)	15 SEP 2017

### Final B

Rank	Lane	Name	Club Code	R.T.	Time	Time Behind
1	6	MELTON Kobie	UARK	0.66	<b>25.92</b>	
2	5	WELCH Ella	CARD	0.69	<b>25.97</b>	0.05
3	4	HEO Minji	KOR	0.68	<b>25.98</b>	0.06
4	7	IVAN Teresa	UN-OH	0.73	<b>26.08</b>	0.16
5	8	HANSON Wylllo	CGBD	0.71	<b>26.19</b>	0.27
6	2	SPADONI Marina	UN-FL	0.66	<b>26.23</b>	0.31
7	1	TYLER Ali	GMU	0.65	<b>26.39</b>	0.47
8	3	de ROOI Mendy	DUQU	0.64	<b>26.58</b>	0.66

### Final A

Rank	Lane	Name	Club Code	R.T.	Time	Time Behind
1	4	COMERFORD Mallory	CARD	0.66	<b>25.24</b>	
2	3	OPENYSHEVA Arina	UOFL	0.62	<b>25.33</b>	0.09
3	5	SPINK Camille	NCAP	0.68	<b>25.36</b>	0.12
4	1	BATES Talia	FLOR	0.70	<b>25.63</b>	0.39
5	2	KOTONEN Anna	UN-HI	0.68	<b>25.80</b>	0.56
6	6	KENNEDY Madison	UN-SC	0.68	<b>25.85</b>	0.61
7	7	COTHERN Bella	UARK	0.61	<b>25.92</b>	0.68
8	8	WALL Tatum	NCAP	0.74	<b>26.05</b>	0.81

### Final C

Rank	Lane	Name	Club Code	R.T.	Time	Time Behind
1	4	LOGAN Clare	UN-NJ	0.70	<b>26.12</b>	
2	5	CRONK Micayla	FLOR	0.65	<b>26.27</b>	0.15
3	8	BUYS Johannah	UN-IN	0.75	<b>26.28</b>	0.16
4	2	TANKARD Kyleigh	CGBD	0.71	<b>26.51</b>	0.39
5	3	MOSTEK Anya	PAY	0.77	<b>26.53</b>	0.41
=6	1	CASE Michelle	RAYS	0.65	<b>26.54</b>	0.42
=6	6	DOLAN Haley	UN-NE	0.70	<b>26.54</b>	0.42
8	7	YENDELL Sophie	PITT	0.71	<b>26.70</b>	0.58

#### Legend:

<b>AR</b>	American Record	<b>CR</b>	Championship Record	<b>R.T.</b>	Reaction Time	<b>US</b>	US Open Record
<b>WJ</b>	World Junior Record	<b>WR</b>	World Record				

Official Timekeeping by Omega





# 2021 Toyota U.S. Open Championships

Greensboro

December 1 - 4

**Event 108**

2 DEC 2021 - 8:06 PM

Men's 50m Freestyle

Final

## Results

Event Number 8

	Record	Name	NAT Code	Location	Date
<b>WR</b>	20.91	CIELO Cesar	BRA	Sao Paulo (BRA)	18 DEC 2009
<b>AR</b>	21.04	DRESSEL Caeleb	USA	Budapest (HUN)	27 JUL 2017
<b>=AR</b>	21.04	DRESSEL Caeleb	USA	Omaha, NE (USA)	20 JUN 2021
<b>US</b>	21.04	DRESSEL Caeleb	USA	Omaha, NE (USA)	20 JUN 2021
<b>CR</b>	21.59	FRATUS Bruno	USA	Atlanta, GA (USA)	5 DEC 2019
<b>WJ</b>	21.75	ANDREW Michael	USA	Indianapolis (USA)	25 AUG 2017

### Final B

Rank	Lane	Name	Club Code	R.T.	Time	Time Behind
1	4	FULLUM-HUOT Edouard	PCSC	0.69	<b>22.73</b>	
2	5	KIM Minjoon	KOR	0.66	<b>22.93</b>	0.20
3	3	STEWART Sam	CKS	0.65	<b>23.01</b>	0.28
4	6	LAMB August	UVA	0.64	<b>23.06</b>	0.33
5	1	FRIESE Eric	FLOR	0.65	<b>23.17</b>	0.44
6	2	SAMUELS Brady	UN-IN	0.67	<b>23.19</b>	0.46
7	8	AIKINS Jack	UVA	0.66	<b>23.21</b>	0.48
8	7	BJELAJAC Nikola	UN-IN	0.69	<b>23.31</b>	0.58

### Final A

Rank	Lane	Name	Club Code	R.T.	Time	Time Behind
1	6	FRATUS Bruno	CSSC	0.69	<b>22.36</b>	
2	5	CHANEY Adam	FLOR	0.64	<b>22.37</b>	0.01
3	4	BARNA Andrej	CARD	0.64	<b>22.43</b>	0.07
4	3	BORGES Gus	PRVT	0.65	<b>22.46</b>	0.10
5	7	MACHEKIN Artyom	SDSA	0.65	<b>22.50</b>	0.14
6	2	ACIN Nikola	UN-IN	0.67	<b>22.70</b>	0.34
7	8	HEILMAN Thomas	CA-Y	0.71	<b>22.95</b>	0.59
8	1	ANDREIS Sem	OSU	0.73	<b>23.05</b>	0.69

### Final C

Rank	Lane	Name	Club Code	R.T.	Time	Time Behind
1	4	CALKINS Stephen	UCSC	0.63	<b>23.36</b>	
2	1	NAMAKONOV Matthew	AAC	0.66	<b>23.65</b>	0.29
3	5	QUACH Alex	OSU	0.63	<b>23.72</b>	0.36
4	3	MORALES Josiah	PAQ	0.66	<b>23.94</b>	0.58
5	2	THOMAS Christian	UN-OH	0.66	<b>23.98</b>	0.62
6	7	BRANN Ian	UN-NC	0.75	<b>24.07</b>	0.71
7	6	HANNEWYK Gage	XAV	0.55	<b>24.26</b>	0.90
8	8	PETKOVIC Andrija	UN-SI	0.66	<b>24.52</b>	1.16

#### Legend:

<b>=</b>	Equal record	<b>AR</b>	American Record	<b>CR</b>	Championship Record	<b>R.T.</b>	Reaction Time
<b>US</b>	US Open Record	<b>WJ</b>	World Junior Record	<b>WR</b>	World Record		

Official Timekeeping by Omega





# 2021 Toyota U.S. Open Championships

Greensboro

December 1 - 4

Event 109

3 DEC 2021 - 6:54 PM

Women's 400m Individual Medley

Final

## Results

Event Number 9

	Record	Splits	Name	NAT Code	Location	Date
<b>WR</b>	4:26.36	1:00.91 2:08.39 3:24.50	HOSSZU Katinka	HUN	Rio de Janeiro (BRA)	6 AUG 2016
<b>AR</b>	4:31.12	1:03.69 2:13.33 3:28.65	HOFF Katie	USA	Omaha, NE (USA)	29 JUN 2008
<b>US</b>	4:31.07	1:01.99 2:10.88 3:29.25	HOSSZU Katinka	HUN	Santa Clara (USA)	19 JUN 2015
<b>CR</b>	4:37.34	1:03.79 2:18.56 3:35.80	MARGALIS Melanie	USA	Atlanta, GA (USA)	6 DEC 2019
<b>WJ</b>	4:38.53	1:04.25 2:17.68 3:34.42	VAZQUEZ Alba	HUN	Budapest (HUN)	19 AUG 2020

### Final B

Rank	Lane	Name	Club Code	R.T.	Time	Time Behind
<b>1</b>	<b>5</b>	<b>FARRIS Aislin</b>	<b>ABF</b>	<b>0.64</b>	<b>4:52.42</b>	
50m (1) 30.35	100m (3) 1:05.37 35.02	150m (1) 1:41.42 36.05	200m (1) 2:17.07 35.65	250m (1) 2:59.97 42.90	300m (1) 3:44.10 44.13	350m (1) 4:18.67 34.57
<b>2</b>	<b>3</b>	<b>DUROCHER Jordan</b>	<b>NCAP</b>	<b>0.74</b>	<b>4:52.73</b>	0.31
50m (3) 30.44	100m (2) 1:05.26 34.82	150m (3) 1:42.04 36.78	200m (2) 2:18.38 36.34	250m (2) 3:01.04 42.66	300m (2) 3:44.88 43.84	350m (2) 4:18.78 33.90
<b>3</b>	<b>2</b>	<b>KLAMFOTH Avery</b>	<b>MAC-NC</b>	<b>0.73</b>	<b>4:53.39</b>	0.97
50m (4) 31.12	100m (5) 1:07.12 36.00	150m (4) 1:45.68 38.56	200m (4) 2:24.19 38.51	250m (4) 3:05.15 40.96	300m (4) 3:46.98 41.83	350m (4) 4:20.95 33.97
<b>4</b>	<b>6</b>	<b>DUNCAN Sophie</b>	<b>NCAP</b>	<b>0.77</b>	<b>4:53.56</b>	1.14
50m (2) 30.37	100m (1) 1:04.43 34.06	150m (2) 1:41.88 37.45	200m (3) 2:18.91 37.03	250m (3) 3:01.73 42.82	300m (3) 3:46.11 44.38	350m (3) 4:19.85 33.74
<b>5</b>	<b>8</b>	<b>PLAZA Sofia</b>	<b>MAC-NC</b>	<b>0.81</b>	<b>5:00.27</b>	7.85
50m (7) 32.54	100m (7) 1:08.21 35.67	150m (7) 1:48.06 39.85	200m (6) 2:25.95 37.89	250m (5) 3:08.08 42.13	300m (5) 3:49.29 41.21	350m (5) 4:25.62 36.33
<b>6</b>	<b>7</b>	<b>DAFOE Claire</b>	<b>NOVA</b>	<b>0.79</b>	<b>5:03.47</b>	11.05
50m (5) 31.57	100m (4) 1:06.46 34.89	150m (5) 1:46.89 40.43	200m (5) 2:25.61 38.72	250m (6) 3:10.22 44.61	300m (6) 3:55.09 44.87	350m (6) 4:29.75 34.66
<b>7</b>	<b>1</b>	<b>BENNANI Sabrina</b>	<b>RMDA</b>	<b>0.72</b>	<b>5:06.55</b>	14.13
50m (6) 31.71	100m (6) 1:08.02 36.31	150m (6) 1:47.76 39.74	200m (7) 2:28.37 40.61	250m (7) 3:11.58 43.21	300m (7) 3:56.76 45.18	350m (7) 4:31.96 35.20
<b>4</b>	<b>ZAVAROS Rosie</b>		<b>FLOR</b>			<b>DNS</b>

### Final A

Rank	Lane	Name	Club Code	R.T.	Time	Time Behind
<b>1</b>	<b>4</b>	<b>SMITH Leah</b>	<b>TXLA</b>	<b>0.72</b>	<b>4:38.89</b>	
50m (1) 29.15	100m (1) 1:02.77 33.62	150m (1) 1:38.87 36.10	200m (1) 2:14.33 35.46	250m (1) 2:55.19 40.86	300m (1) 3:36.72 41.53	350m (1) 4:08.05 31.33
<b>2</b>	<b>5</b>	<b>PODKOSCIELNY Julia</b>	<b>PCS</b>	<b>0.73</b>	<b>4:43.57</b>	4.68
50m (4) 29.95	100m (7) 1:05.38 35.43	150m (5) 1:41.87 36.49	200m (4) 2:16.83 34.96	250m (3) 2:57.76 40.93	300m (2) 3:39.41 41.65	350m (2) 4:11.66 32.25
<b>3</b>	<b>3</b>	<b>JANSEN Ella</b>	<b>ESWI</b>	<b>0.78</b>	<b>4:44.11</b>	5.22
50m (2) 29.41	100m (2) 1:03.37 33.96	150m (2) 1:39.38 36.01	200m (3) 2:15.42 36.04	250m (2) 2:57.09 41.67	300m (3) 3:39.56 42.47	350m (3) 4:12.29 32.73
<b>4</b>	<b>1</b>	<b>HAN Kayla</b>	<b>RMDA</b>	<b>0.71</b>	<b>4:47.92</b>	9.03
50m (8) 30.91	100m (8) 1:05.96 35.05	150m (7) 1:43.26 37.30	200m (7) 2:20.04 36.78	250m (7) 3:01.43 41.39	300m (6) 3:43.48 42.05	350m (4) 4:15.88 32.40
<b>5</b>	<b>8</b>	<b>GOLDING Kathleen</b>	<b>FLOR</b>	<b>0.74</b>	<b>4:49.82</b>	10.93
50m (7) 30.61	100m (6) 1:04.99 34.38	150m (8) 1:43.52 38.53	200m (8) 2:21.24 37.72	250m (8) 3:02.87 41.63	300m (7) 3:44.43 41.56	350m (7) 4:17.84 33.41
<b>6</b>	<b>2</b>	<b>THOMPSON Emily</b>	<b>GSCY</b>	<b>0.62</b>	<b>4:50.53</b>	11.64
50m (5) 30.17	100m (5) 1:04.64 34.47	150m (4) 1:41.29 36.65	200m (5) 2:17.63 36.34	250m (4) 2:59.28 41.65	300m (4) 3:42.28 43.00	350m (5) 4:16.45 34.17
<b>7</b>	<b>7</b>	<b>HAY Abby</b>	<b>UOFL</b>	<b>0.73</b>	<b>4:51.58</b>	12.69
50m (6) 30.23	100m (4) 1:04.56 34.33	150m (6) 1:42.87 38.31	200m (6) 2:19.74 36.87	250m (6) 3:01.14 41.40	300m (5) 3:42.56 41.42	350m (6) 4:17.78 35.22
<b>8</b>	<b>6</b>	<b>SMITH Summer</b>	<b>TENN</b>	<b>0.75</b>	<b>4:52.38</b>	13.49
50m (3) 29.88	100m (3) 1:03.76 33.88	150m (3) 1:39.85 36.09	200m (2) 2:15.25 35.40	250m (5) 2:59.59 44.34	300m (8) 3:44.72 45.13	350m (8) 4:18.79 34.07

Official Timekeeping by Omega







# 2021 Toyota U.S. Open Championships

Greensboro

December 1 - 4

**Event 109**

3 DEC 2021 - 6:54 PM

Women's 400m Individual Medley

Final

## Results

Event Number 9

### Final C

Rank	Lane	Name	Club Code	R.T.	Time	Time Behind
<b>1</b>	<b>3</b>	<b>PETERSON Sanna</b>	NOVA	<b>0.80</b>	<b>4:55.74</b>	
50m (6) 31.55	100m (3) 1:07.06 35.51	150m (2) 1:44.95 37.89	200m (2) 2:22.30 37.35	250m (2) 3:04.96 42.66	300m (2) 3:49.55 44.59	350m (3) 4:23.53 33.98
<b>2</b>	<b>5</b>	<b>KIM Chloe</b>	SCAR	<b>0.68</b>	<b>4:55.76</b>	0.02
50m (5) 31.50	100m (5) 1:07.88 36.38	150m (4) 1:45.62 37.74	200m (3) 2:22.52 36.90	250m (3) 3:05.56 43.04	300m (3) 3:49.56 44.00	350m (2) 4:22.67 33.11
<b>3</b>	<b>4</b>	<b>ANDERSON Daisy</b>	PITT	<b>0.72</b>	<b>4:56.31</b>	0.57
50m (1) 29.95	100m (1) 1:05.46 35.51	150m (1) 1:42.53 37.07	200m (1) 2:19.46 36.93	250m (1) 3:02.68 43.22	300m (1) 3:46.57 43.89	350m (1) 4:21.75 35.18
<b>4</b>	<b>6</b>	<b>SMITH Ella</b>	ABF	<b>0.71</b>	<b>5:02.00</b>	6.26
50m (8) 32.28	100m (8) 1:10.33 38.05	150m (7) 1:48.92 38.59	200m (7) 2:27.74 38.82	250m (7) 3:09.46 41.72	300m (6) 3:52.58 43.12	350m (5) 4:27.99 35.41
<b>5</b>	<b>7</b>	<b>RUSSELL Katie</b>	NOVA	<b>0.74</b>	<b>5:02.27</b>	6.53
50m (7) 31.83	100m (6) 1:08.05 36.22	150m (6) 1:46.93 38.88	200m (5) 2:24.92 37.99	250m (4) 3:07.86 42.94	300m (4) 3:51.14 43.28	350m (4) 4:26.95 35.81
<b>6</b>	<b>1</b>	<b>CLARK Brooke-Lynn</b>	CGBD	<b>0.72</b>	<b>5:04.61</b>	8.87
50m (3) 31.04	100m (4) 1:07.36 36.32	150m (5) 1:46.39 39.03	200m (6) 2:25.99 39.60	250m (5) 3:08.17 42.18	300m (5) 3:51.50 43.33	350m (6) 4:28.55 37.05
<b>7</b>	<b>2</b>	<b>KANARY Karina</b>	TXLA	<b>0.77</b>	<b>5:04.83</b>	9.09
50m (4) 31.12	100m (7) 1:08.39 37.27	150m (8) 1:50.02 41.63	200m (8) 2:30.14 40.12	250m (8) 3:12.86 42.72	300m (7) 3:55.31 42.45	350m (8) 4:31.54 36.23
<b>8</b>	<b>8</b>	<b>MYERS Ella</b>	NCAP	<b>0.74</b>	<b>5:05.74</b>	10.00
50m (2) 30.87	100m (2) 1:06.43 35.56	150m (3) 1:45.36 38.93	200m (4) 2:23.56 38.20	250m (6) 3:09.07 45.51	300m (8) 3:55.85 46.78	350m (7) 4:31.23 35.38

### Legend:

<b>AR</b>	American Record	<b>CR</b>	Championship Record	<b>DNS</b>	Did Not Start	<b>R.T.</b>	Reaction Time
<b>US</b>	US Open Record	<b>WJ</b>	World Junior Record	<b>WR</b>	World Record		

Official Timekeeping by Omega





# 2021 Toyota U.S. Open Championships

Greensboro

December 1 - 4

**Event 110** 3 DEC 2021 - 7:13 PM

Men's 400m Individual Medley

Final

## Results

Event Number 10

	Record	Splits	Name	NAT Code	Location	Date
<b>WR</b>	4:03.84	54.92 1:56.49	3:07.05 PHELPS Michael	USA	Beijing (CHN)	10 AUG 2008
<b>AR</b>	4:03.84	54.92 1:56.49	3:07.05 PHELPS Michael	USA	Beijing (CHN)	10 AUG 2008
<b>US</b>	4:05.25	55.38 1:57.32	3:08.45 PHELPS Michael	USA	Omaha, NE (USA)	29 JUN 2008
<b>CR</b>	4:11.11		ROUSSEAU Sebastien	USA	Irvine, CA (URU)	1 AUG 2013
<b>WJ</b>	4:11.50	56.77 2:01.30	3:12.64 BORODIN Iliia	RUS	Kazan (RUS)	29 OCT 2020

### Final B

Rank	Lane	Name	Club Code	R.T.	Time	Time Behind
<b>1</b>	<b>3</b>	<b>NOSACK Diego</b>	THSC	0.71	<b>4:28.48</b>	
50m (6) 28.75	100m (7) 1:01.80 33.05	150m (1) 1:34.91 33.11	200m (1) 2:09.40 34.49	250m (1) 2:47.09 37.69	300m (1) 3:26.36 39.27	350m (1) 3:57.87 31.51
<b>2</b>	<b>4</b>	<b>WARD Zach</b>	BKYS	0.77	<b>4:29.89</b>	1.41
50m (2) 27.77	100m (2) 59.53 31.76	150m (2) 1:35.11 35.58	200m (2) 2:10.08 34.97	250m (=3) 2:49.80 39.72	300m (4) 3:29.77 39.97	350m (3) 4:00.84 31.07
<b>3</b>	<b>5</b>	<b>SEIDEL Max</b>	CSTE	0.66	<b>4:30.28</b>	1.80
50m (1) 27.47	100m (1) 59.52 32.05	150m (7) 1:36.94 37.42	200m (7) 2:12.43 35.49	250m (=3) 2:49.80 37.37	300m (2) 3:27.80 38.00	350m (2) 3:59.48 31.68
<b>4</b>	<b>6</b>	<b>WATSON Tyler</b>	FLOR	0.76	<b>4:31.22</b>	2.74
50m (4) 28.35	100m (3) 1:00.32 31.97	150m (4) 1:36.27 35.95	200m (5) 2:11.00 34.73	250m (7) 2:51.47 40.47	300m (6) 3:31.31 39.84	350m (6) 4:02.28 30.97
<b>5</b>	<b>2</b>	<b>POPLAWSKI Richard</b>	SCAR	0.72	<b>4:31.45</b>	2.97
50m (5) 28.69	100m (5) 1:01.00 32.31	150m (6) 1:36.41 35.41	200m (6) 2:11.17 34.76	250m (6) 2:50.97 39.80	300m (7) 3:31.40 40.43	350m (5) 4:01.98 30.58
<b>6</b>	<b>7</b>	<b>ANBAR Kalen</b>	NCY	0.68	<b>4:32.99</b>	4.51
50m (3) 28.16	100m (4) 1:00.75 32.59	150m (3) 1:35.99 35.24	200m (3) 2:10.38 34.39	250m (2) 2:49.09 38.71	300m (3) 3:28.20 39.11	350m (4) 4:01.02 32.82
<b>7</b>	<b>8</b>	<b>LEE Nathan</b>	UN-SI	0.72	<b>4:34.50</b>	6.02
50m (8) 28.87	100m (6) 1:01.03 32.16	150m (5) 1:36.35 35.32	200m (4) 2:10.42 34.07	250m (5) 2:50.62 40.20	300m (5) 3:30.64 40.02	350m (7) 4:03.19 32.55
<b>8</b>	<b>1</b>	<b>LEE Eric</b>	SCAR	0.73	<b>4:34.57</b>	6.09
50m (7) 28.82	100m (8) 1:01.91 33.09	150m (8) 1:37.92 36.01	200m (8) 2:12.73 34.81	250m (8) 2:52.48 39.75	300m (8) 3:32.45 39.97	350m (8) 4:04.27 31.82

### Final A

Rank	Lane	Name	Club Code	R.T.	Time	Time Behind
<b>1</b>	<b>3</b>	<b>FINKE Bobby</b>	FLOR	0.74	<b>4:17.39</b>	
50m (4) 27.35	100m (3) 58.86 31.51	150m (1) 1:31.54 32.68	200m (1) 2:03.31 31.77	250m (2) 2:41.34 38.03	300m (3) 3:19.92 38.58	350m (3) 3:50.05 30.13
<b>2</b>	<b>5</b>	<b>NELSON Baylor</b>	MAC-NC	0.66	<b>4:17.61</b>	0.22
50m (5) 27.43	100m (4) 58.95 31.52	150m (3) 1:32.20 33.25	200m (3) 2:05.29 33.09	250m (1) 2:41.30 36.01	300m (1) 3:18.53 37.23	350m (1) 3:48.87 30.34
<b>3</b>	<b>4</b>	<b>GAGNE Collyn</b>	SFU	0.63	<b>4:19.43</b>	2.04
50m (3) 27.04	100m (2) 58.11 31.07	150m (2) 1:32.19 34.08	200m (2) 2:05.09 32.90	250m (3) 2:42.09 37.00	300m (2) 3:19.07 36.98	350m (2) 3:49.91 30.84
<b>4</b>	<b>6</b>	<b>KIM Minseop</b>	KOR	0.66	<b>4:22.86</b>	5.47
50m (1) 26.76	100m (1) 58.06 31.30	150m (4) 1:32.53 34.47	200m (4) 2:05.89 33.36	250m (5) 2:45.47 39.58	300m (5) 3:25.18 39.71	350m (5) 3:54.81 29.63
<b>5</b>	<b>2</b>	<b>PARENT Josh</b>	ABF	0.69	<b>4:23.73</b>	6.34
50m (6) 27.89	100m (7) 59.92 32.03	150m (5) 1:32.79 32.87	200m (5) 2:06.07 33.28	250m (4) 2:43.46 37.39	300m (4) 3:22.45 38.99	350m (4) 3:53.16 30.71
<b>6</b>	<b>7</b>	<b>ZUCKER Logan</b>	MAC-NC	0.61	<b>4:26.90</b>	9.51
50m (2) 26.92	100m (5) 59.12 32.20	150m (6) 1:34.08 34.96	200m (8) 2:08.82 34.74	250m (7) 2:47.83 39.01	300m (7) 3:27.38 39.55	350m (6) 3:57.54 30.16
<b>7</b>	<b>8</b>	<b>GRAVLEY Brennan</b>	FLOR	0.64	<b>4:27.35</b>	9.96
50m (7) 27.96	100m (6) 59.44 31.48	150m (8) 1:34.63 35.19	200m (7) 2:08.71 34.08	250m (8) 2:48.23 39.52	300m (8) 3:27.96 39.73	350m (8) 3:58.94 30.98
<b>8</b>	<b>1</b>	<b>CAPLES Devyn</b>	PLS	0.74	<b>4:29.63</b>	12.24
50m (8) 28.10	100m (8) 1:00.56 32.46	150m (7) 1:34.29 33.73	200m (6) 2:08.70 34.41	250m (6) 2:46.29 37.59	300m (6) 3:25.78 39.49	350m (7) 3:57.61 31.83

Official Timekeeping by Omega





# 2021 Toyota U.S. Open Championships

Greensboro

December 1 - 4

**Event 110**

3 DEC 2021 - 7:13 PM

Men's 400m Individual Medley

Final

## Results

Event Number 10

### Final C

Rank	Lane	Name	Club Code	R.T.	Time	Time Behind
<b>1</b>	<b>3</b>	<b>HEGAZY Mohamed</b>	UN-NC	0.73	<b>4:32.69</b>	
50m (3) 28.39	100m (3) 1:01.06 32.67	150m (3) 1:36.58 35.52	200m (3) 2:11.32 34.74	250m (3) 2:50.44 39.12	300m (2) 3:30.04 39.60	350m (1) 4:02.18 32.14
<b>2</b>	<b>4</b>	<b>LEE Jihyeong</b>	KOR	0.72	<b>4:32.85</b>	0.16
50m (1) 27.34	100m (1) 58.76 31.42	150m (1) 1:33.58 34.82	200m (1) 2:08.62 35.04	250m (1) 2:48.87 40.25	300m (1) 3:29.20 40.33	350m (2) 4:02.47 33.27
<b>3</b>	<b>5</b>	<b>KUBACKI Timmy</b>	CLEV	0.68	<b>4:36.51</b>	3.82
50m (2) 27.71	100m (2) 59.86 32.15	150m (2) 1:35.09 35.23	200m (2) 2:10.15 35.06	250m (2) 2:49.88 39.73	300m (3) 3:31.71 41.83	350m (3) 4:04.42 32.71

### Legend:

=	Equal rank	<b>AR</b>	American Record	<b>CR</b>	Championship Record	<b>R.T.</b>	Reaction Time
<b>US</b>	US Open Record	<b>WJ</b>	World Junior Record	<b>WR</b>	World Record		

Official Timekeeping by Omega





# 2021 Toyota U.S. Open Championships

Greensboro

December 1 - 4

**Event 111** 3 DEC 2021 - 7:31 PM

Women's 100m Butterfly

Final

## Results

Event Number 11

	Record	Split	Name	NAT Code	Location	Date
<b>WR</b>	55.48	26.01	SJOESTROEM Sarah	SWE	Rio de Janeiro (BRA)	7 AUG 2016
<b>AR</b>	55.66	25.65	HUSKE Torri	USA	Omaha, NE (USA)	14 JUN 2021
<b>US</b>	55.66	25.65	HUSKE Torri	USA	Omaha, NE (USA)	14 JUN 2021
<b>CR</b>	56.61	26.00	CURZAN Claire	USA	Greensboro, NC (USA)	13 NOV 2020
<b>WJ</b>	56.46	26.37	OLEKSIK Penny	USA	Rio de Janeiro (BRA)	7 AUG 2016

### Final B

Rank	Lane	Name	Club Code	R.T.	50m	Time	Time Behind
1	4	OPACIC Milica	NEB	0.67	(=1) 28.48	<b>1:00.95</b> 32.47	
2	3	STANLEY Shelby	UN-NC	0.71	(=1) 28.48	<b>1:01.25</b> 32.77	0.30
=3	6	LEKO Mia	UN-CT	0.75	(6) 29.03	<b>1:01.70</b> 32.67	0.75
=3	7	WATTS Mimi	AU-PV	0.71	(7) 29.06	<b>1:01.70</b> 32.64	0.75
5	5	CAMISA Eleonora	UARK	0.71	(3) 28.65	<b>1:01.71</b> 33.06	0.76
6	2	SUN Eleanor	NCAP	0.72	(5) 28.99	<b>1:02.03</b> 33.04	1.08
7	8	WELCH Ella	CARD	0.63	(8) 29.17	<b>1:02.18</b> 33.01	1.23
8	1	DONLAN Molly	MAC-NC	0.76	(4) 28.72	<b>1:02.36</b> 33.64	1.41

### Final A

Rank	Lane	Name	Club Code	R.T.	50m	Time	Time Behind
1	3	ZAVAROS Mabel	FLOR	0.69	(4) 28.34	<b>1:00.05</b> 31.71	
2	4	D'ARCY Autumn	CSUB	0.70	(1) 27.98	<b>1:00.24</b> 32.26	0.19
3	5	LU Sydney	PLS	0.69	(2) 28.06	<b>1:00.39</b> 32.33	0.34
4	6	TANKARD Kyleigh	CGBD	0.71	(3) 28.07	<b>1:01.04</b> 32.97	0.99
=5	1	RAY Amanda	FLOR	0.71	(6) 28.78	<b>1:01.15</b> 32.37	1.10
=5	8	AHN Yoojin	KOR	0.71	(5) 28.60	<b>1:01.15</b> 32.55	1.10
7	2	de ROOI Mendy	DUQU	0.74	(7) 28.79	<b>1:01.47</b> 32.68	1.42
8	7	HUR Yeonkyung	KOR	0.76	(8) 29.24	<b>1:02.03</b> 32.79	1.98

Official Timekeeping by Omega





# 2021 Toyota U.S. Open Championships

Greensboro

December 1 - 4

**Event 111**

3 DEC 2021 - 7:31 PM

Women's 100m Butterfly

Final

## Results

Event Number 11

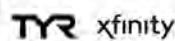
### Final C

Rank	Lane	Name	Club Code	R.T.	50m	Time	Time Behind
1	5	FORRESTER Kathryn	MAC	0.74	(4) 29.26	<b>1:01.58</b> 32.32	
2	7	ANCHRUM Kiara	XAV	0.70	(1) 28.89	<b>1:02.64</b> 33.75	1.06
3	3	VAVRINOVA Adela	UARK	0.75	(3) 29.25	<b>1:02.92</b> 33.67	1.34
4	6	WHITE Katie	ABF	0.74	(5) 29.43	<b>1:03.05</b> 33.62	1.47
5	2	WALL Tatum	NCAP	0.74	(2) 29.11	<b>1:03.54</b> 34.43	1.96
6	1	SHIMIZU-BOWERS Hana	BAD	0.78	(6) 29.54	<b>1:03.75</b> 34.21	2.17

### Legend:

=	Equal rank	<b>AR</b>	American Record	<b>CR</b>	Championship Record	<b>R.T.</b>	Reaction Time
<b>US</b>	US Open Record	<b>WJ</b>	World Junior Record	<b>WR</b>	World Record		

Official Timekeeping by Omega





# 2021 Toyota U.S. Open Championships

Greensboro

December 1 - 4

**Event 112** 3 DEC 2021 - 7:42 PM

Men's 100m Butterfly

Final

## Results

Event Number 12

	Record	Split	Name	NAT Code	Location	Date
<b>WR</b>	49.45	23.00	DRESSEL Caeleb	USA	Tokyo (JPN)	31 JUL 2021
<b>AR</b>	49.45	23.00	DRESSEL Caeleb	USA	Tokyo (JPN)	31 JUL 2021
<b>US</b>	49.76	23.31	DRESSEL Caeleb	USA	Omaha, NE (USA)	18 JUN 2021
<b>CR</b>	51.65		SHIELDS Tom	USA	Irvine, CA (USA)	1 AUG 2013
<b>WJ</b>	50.62	23.85	MILAK Kristof	HUN	Budapest (HUN)	29 JUL 2017

### Final B

Rank	Lane	Name	Club Code	R.T.	50m	Time	Time Behind
1	4	QUACH Alex	OSU	0.65	(3) 25.27	<b>54.36</b> 29.09	
2	3	QALI Abbas	AZFL	0.61	(2) 25.06	<b>54.58</b> 29.52	0.22
3	2	ANDREIS Sem	OSU	0.70	(1) 24.81	<b>54.59</b> 29.78	0.23
4	6	GUSTAFSON Chachi	OSU	0.66	(6) 25.70	<b>55.29</b> 29.59	0.93
5	5	FICK Bob	UN-LE	0.72	(5) 25.63	<b>55.30</b> 29.67	0.94
6	7	VINCENT Davidson	AZFL	0.63	(4) 25.54	<b>55.45</b> 29.91	1.09
7	1	BERMUDEZ Simon	NCAP	0.59	(7) 25.79	<b>55.71</b> 29.92	1.35
8	8	JONES Stephen	GCSC	0.62	(8) 26.32	<b>56.84</b> 30.52	2.48

### Final A

Rank	Lane	Name	Club Code	R.T.	50m	Time	Time Behind
1	5	FRIESE Eric	FLOR	0.66	(1) 24.33	<b>52.56</b> 28.23	
2	4	HEILMAN Thomas	CA-Y	0.68	(3) 24.90	<b>53.27</b> 28.37	0.71
3	3	MOUSSALEM AMARAL Iago	UN-IN	0.64	(2) 24.87	<b>53.59</b> 28.72	1.03
4	6	CRAWFORD Jace	FLOR	0.66	(5) 25.02	<b>53.68</b> 28.66	1.12
5	7	HWANGBO Junheon	KOR	0.66	(8) 25.49	<b>53.81</b> 28.32	1.25
6	8	BUREAU Lucas	HOKI	0.68	(=6) 25.32	<b>53.83</b> 28.51	1.27
7	1	GENTRY Landon	NCAP	0.70	(4) 24.91	<b>53.91</b> 29.00	1.35
8	2	SAMUELS Brady	UN-IN	0.67	(=6) 25.32	<b>54.19</b> 28.87	1.63

Official Timekeeping by Omega





# 2021 Toyota U.S. Open Championships

Greensboro

December 1 - 4

**Event 112** 3 DEC 2021 - 7:42 PM

Men's 100m Butterfly

Final

## Results

Event Number 12

### Final C

Rank	Lane	Name	Club Code	R.T.	50m	Time	Time Behind
1	4	BILLITTO Andrew	WFLA	0.74	(1) 25.64	<b>55.35</b> 29.71	
2	5	FLOYD Kyle	UN-NE	0.60	(3) 26.05	<b>56.17</b> 30.12	0.82
3	3	NEWELL Rob	UPHL	0.75	(4) 26.13	<b>56.18</b> 30.05	0.83
4	2	SZEKELY Matthew	UN-NE	0.63	(5) 26.28	<b>56.47</b> 30.19	1.12
5	6	GILLILAN Loren	CSUB	0.60	(6) 26.46	<b>56.99</b> 30.53	1.64
6	7	OEHLER Everett	RMSC	0.59	(=7) 26.58	<b>57.28</b> 30.70	1.93
7	8	MULLEN Joey	XAV	0.64	(2) 26.02	<b>57.34</b> 31.32	1.99
8	1	HENKEL Bryce	UN-NE	0.65	(=7) 26.58	<b>57.50</b> 30.92	2.15

### Legend:

=	Equal rank	<b>AR</b>	American Record	<b>CR</b>	Championship Record	<b>R.T.</b>	Reaction Time
<b>US</b>	US Open Record	<b>WJ</b>	World Junior Record	<b>WR</b>	World Record		

Official Timekeeping by Omega





# 2021 Toyota U.S. Open Championships

Greensboro

December 1 - 4

**Event 113** 3 DEC 2021 - 7:53 PM

Women's 200m Freestyle

Final

## Results

Event Number 13

	Record	Splits			Name	NAT Code	Location	Date
<b>WR</b>	1:52.98	27.34	55.60	1:24.38	PELLEGRINI Federica	ITA	Rome (ITA)	29 JUL 2009
<b>AR</b>	1:53.61	27.18	55.38	1:24.35	SCHMITT Allison	USA	London (GBR)	31 JUL 2012
<b>US</b>	1:54.40	27.01	55.61	1:24.89	SCHMITT Allison	USA	Omaha, NE (USA)	28 JUN 2012
<b>CR</b>	1:56.06	27.59	56.86	1:26.36	LEDECKY Katie	USA	Greensboro, NC (USA)	3 DEC 2021
<b>WJ</b>	1:55.43	27.00	56.54	1:26.15	YANG Junxuan	CHN	Beijing (USA)	24 JUL 2019

### Final B

Rank	Lane	Name	Club Code	R.T.	50m	100m	150m	Time	Time Behind
1	4	<b>GOLDING Kathleen</b>	FLOR	0.72	(2) 28.69	(1) 59.77 31.08	(1) 1:31.00 31.23	<b>2:01.55</b>	
2	5	<b>HAEBIG Autumn</b>	NEB	0.79	(5) 29.05	(4) 1:00.32 31.27	(2) 1:31.40 31.08	<b>2:01.96</b>	0.41
3	7	<b>CRONK Micayla</b>	FLOR	0.67	(3) 28.81	(3) 1:00.07 31.26	(3) 1:31.72 31.65	<b>2:03.04</b>	1.49
4	3	<b>STONEBURG Blair</b>	TCA	0.70	(1) 28.47	(2) 1:00.00 31.53	(4) 1:32.01 32.01	<b>2:03.24</b>	1.69
5	1	<b>COX Jillian</b>	UN-ST	0.70	(4) 29.00	(5) 1:00.56 31.56	(5) 1:32.30 31.74	<b>2:03.68</b>	2.13
6	6	<b>HAN Kayla</b>	RMDA	0.71	(7) 29.61	(7) 1:01.30 31.69	(6) 1:32.84 31.54	<b>2:04.28</b>	2.73
7	2	<b>DOUTHWRIGHT Brooklyn</b>	TENN	0.69	(6) 29.42	(6) 1:01.10 31.68	(7) 1:33.40 32.30	<b>2:06.26</b>	4.71
8	8	<b>HUR Yeonkyung</b>	KOR	0.76	(8) 29.88	(8) 1:03.13 33.25	(8) 1:38.31 35.18	<b>2:12.10</b>	10.55

### Final A

Rank	Lane	Name	Club Code	R.T.	50m	100m	150m	Time	Time Behind
1	4	<b>LEDECKY Katie</b>	UN-FL	0.67	(1) 27.32	(1) 56.32 29.00	(1) 1:25.67 29.35	<b>1:55.47</b>	CR
2	5	<b>GEMMELL Erin</b>	NCAP	0.84	(2) 27.65	(2) 57.45 29.80	(2) 1:27.88 30.43	<b>1:58.61</b>	3.14
3	3	<b>MROZINSKI Julia</b>	TENN	0.69	(6) 28.51	(7) 59.22 30.71	(6) 1:30.15 30.93	<b>1:59.85</b>	4.38
4	2	<b>BELLIO Katrina</b>	ESWI	0.75	(7) 28.66	(6) 58.90 30.24	(4) 1:29.84 30.94	<b>1:59.92</b>	4.45
5	6	<b>OPENYSHEVA Arina</b>	UOFL	0.67	(5) 28.11	(3) 58.24 30.13	(3) 1:29.37 31.13	<b>2:00.15</b>	4.68
6	7	<b>SPINK Camille</b>	NCAP	0.68	(3) 27.79	(4) 58.27 30.48	(5) 1:29.90 31.63	<b>2:01.29</b>	5.82
7	8	<b>BATES Talia</b>	FLOR	0.72	(4) 28.05	(5) 58.70 30.65	(7) 1:30.54 31.84	<b>2:01.64</b>	6.17
8	1	<b>SCHMIDT Sierra</b>	SAC	0.77	(8) 28.98	(8) 59.85 30.87	(8) 1:31.50 31.65	<b>2:03.02</b>	7.55

### Final C

Rank	Lane	Name	Club Code	R.T.	50m	100m	150m	Time	Time Behind
1	4	<b>CONZE Maren</b>	NCAP	0.75	(1) 29.07	(1) 1:00.75 31.68	(1) 1:33.66 32.91	<b>2:06.57</b>	

#### Legend:

**AR** American Record      **CR** Championship Record      **R.T.** Reaction Time      **US** US Open Record  
**WJ** World Junior Record      **WR** World Record

Official Timekeeping by Omega







# 2021 Toyota U.S. Open Championships

Greensboro

December 1 - 4

**Event 113**

3 DEC 2021 - 7:53  
PM

Women's 200m Freestyle

Final

## Results

Event Number 13

Official Timekeeping by Omega





# 2021 Toyota U.S. Open Championships

Greensboro

December 1 - 4

**Event 114** 3 DEC 2021 - 8:06 PM

Men's 200m Freestyle

Final

## Results

Event Number 14

	Record	Splits			Name	NAT Code	Location	Date
<b>WR</b>	1:42.00	24.23	50.12	1:16.30	BIEDERMANN Paul	GER	Rome (ITA)	28 JUL 2009
<b>AR</b>	1:42.96	24.31	50.29	1:16.84	PHELPS Michael	USA	Beijing (CHN)	12 AUG 2008
<b>US</b>	1:44.10	24.89	51.00	1:17.81	PHELPS Michael	USA	Omaha, NE (USA)	1 JUL 2008
<b>CR</b>	1:45.92	24.65	50.98	1:18.41	HAAS Townley	USA	Atlanta, GA (USA)	6 DEC 2019
<b>WJ</b>	1:45.92	24.83	51.79	1:19.15	HWANG Sunwoo	KOR	Gimcheon (KOR)	19 NOV 2020

### Final B

Rank	Lane	Name	Club Code	R.T.	50m	100m	150m	Time	Time Behind
1	3	MARTIN Andrew	XAV	0.61	(4) 26.41	(3) 55.03 28.62	(3) 1:24.18 29.15	<b>1:52.32</b>	
2	4	GONZALEZ PINERO Joaquin	FLOR	0.66	(1) 25.91	(1) 54.17 28.26	(1) 1:23.22 29.05	<b>1:52.50</b>	0.18
3	5	FATH Leo	SFU	0.63	(3) 26.20	(2) 54.89 28.69	(2) 1:23.89 29.00	<b>1:52.94</b>	0.62
4	2	CLARK John	UN-HI	0.68	(6) 26.82	(4) 55.38 28.56	(4) 1:24.25 28.87	<b>1:53.13</b>	0.81
5	6	CHANEY Adam	FLOR	0.66	(2) 25.96	(5) 55.91 29.95	(5) 1:24.83 28.92	<b>1:53.55</b>	1.23
6	7	KIM Minjoon	KOR	0.67	(5) 26.57	(6) 55.97 29.40	(6) 1:25.90 29.93	<b>1:55.28</b>	2.96
7	8	POPLAWSKI Richard	SCAR	0.70	(8) 27.62	(8) 57.24 29.62	(8) 1:27.45 30.21	<b>1:56.20</b>	3.88
8	1	KAROLCZAK Jan Michal	UVA	0.73	(7) 27.31	(7) 56.53 29.22	(7) 1:26.36 29.83	<b>1:56.44</b>	4.12

### Final A

Rank	Lane	Name	Club Code	R.T.	50m	100m	150m	Time	Time Behind
1	4	FREEMAN Trey	FLOR	0.67	(1) 25.40	(1) 52.68 27.28	(1) 1:20.43 27.75	<b>1:47.90</b>	
2	5	KHIEW Hoe Yean	MAS	0.67	(2) 25.45	(2) 53.07 27.62	(2) 1:20.90 27.83	<b>1:49.00</b>	1.10
3	6	LINDHOLM Oskar	FLOR	0.75	(5) 26.05	(5) 54.04 27.99	(3) 1:22.75 28.71	<b>1:50.63</b>	2.73
4	3	HEILMAN Thomas	CA-Y	0.67	(3) 25.59	(3) 53.83 28.24	(4) 1:22.87 29.04	<b>1:51.47</b>	3.57
5	2	BORGES Gus	PRVT	0.66	(4) 25.60	(4) 53.98 28.38	(5) 1:23.01 29.03	<b>1:52.07</b>	4.17
6	7	SIM Welson Wee Sheng	MAS	0.67	(7) 26.13	(6) 54.13 28.00	(6) 1:23.38 29.25	<b>1:52.61</b>	4.71
7	8	WEIGEL Isaac	UN-IA	0.60	(6) 26.07	(7) 54.56 28.49	(7) 1:23.82 29.26	<b>1:52.63</b>	4.73
8	1	WARD Zach	BKYS	0.73	(8) 26.48	(8) 55.00 28.52	(8) 1:24.14 29.14	<b>1:52.82</b>	4.92

Official Timekeeping by Omega





# 2021 Toyota U.S. Open Championships

Greensboro

December 1 - 4

**Event 114** 3 DEC 2021 - 8:06 PM

Men's 200m Freestyle

Final

## Results

Event Number 14

### Final C

Rank	Lane	Name	Club Code	R.T.	50m	100m	150m	Time	Time Behind
1	5	DYER Noah	MACH	0.69	(1) 26.47	(1) 55.32 28.85	(1) 1:24.72 29.40	<b>1:55.93</b> 31.21	
2	4	KIRTON Ryan	UN-SI	0.75	(3) 27.14	(3) 56.33 29.19	(3) 1:26.30 29.97	<b>1:56.05</b> 29.75	0.12
3	3	BRIMER Ryan	CSUB	0.66	(2) 26.49	(2) 55.91 29.42	(2) 1:25.73 29.82	<b>1:56.23</b> 30.50	0.30
	6	PETKOVIC Andrija	UN-SI					<b>DNS</b>	

### Legend:

<b>AR</b>	American Record	<b>CR</b>	Championship Record	<b>DNS</b>	Did Not Start	<b>R.T.</b>	Reaction Time
<b>US</b>	US Open Record	<b>WJ</b>	World Junior Record	<b>WR</b>	World Record		

Official Timekeeping by Omega





# 2021 Toyota U.S. Open Championships

Greensboro

December 1 - 4

**Event 115** 3 DEC 2021 - 8:20 PM

Women's 100m Breaststroke

Final

## Results

Event Number 15

	Record	Split	Name	NAT Code	Location	Date
<b>WR</b>	1:04.13	29.80	KING Lilly	USA	Budapest (HUN)	25 JUL 2017
<b>AR</b>	1:04.13	29.80	KING Lilly	USA	Budapest (HUN)	25 JUL 2017
<b>US</b>	1:04.45	29.80	HARDY Jessica	USA	Federal Way, WA (USA)	7 AUG 2009
<b>CR</b>	1:04.45		HARDY Jessica	USA	Federal Way, WA (USA)	7 AUG 2009
<b>WJ</b>	1:04.35	29.97	MEILUTYTE Ruta	LTU	Barcelona (ESP)	29 JUL 2013

### Final B

Rank	Lane	Name	Club Code	R.T.	50m	Time	Time Behind
1	4	<b>KANARY Karina</b>	TXLA	0.75	(2) 33.90	<b>1:12.09</b> 38.19	
2	5	<b>STEIN Ella</b>	NEB	0.71	(1) 33.72	<b>1:12.51</b> 38.79	0.42
3	8	<b>BALDACCI Giovanna</b>	UN-NE	0.68	(6) 34.33	<b>1:12.97</b> 38.64	0.88
4	2	<b>HALL Maia</b>	NEB	0.71	(7) 34.72	<b>1:12.98</b> 38.26	0.89
5	3	<b>WRIGHT Laura</b>	BSU	0.75	(5) 34.29	<b>1:13.05</b> 38.76	0.96
6	7	<b>BADER Alex</b>	BSU	0.69	(3) 34.10	<b>1:13.83</b> 39.73	1.74
7	6	<b>KOTONEN Anna</b>	UN-HI	0.72	(4) 34.23	<b>1:14.29</b> 40.06	2.20
8	1	<b>RANDBY Jojo</b>	NEB	0.70	(8) 34.99	<b>1:14.49</b> 39.50	2.40

### Final A

Rank	Lane	Name	Club Code	R.T.	50m	Time	Time Behind
1	4	<b>BACH Hannah</b>	OSU	0.65	(1) 32.21	<b>1:09.01</b> 36.80	
=2	3	<b>PHEE Jinq En</b>	MAS	0.71	(3) 33.09	<b>1:10.28</b> 37.19	1.27
=2	6	<b>MATHIEU Tylor</b>	FLOR	0.77	(2) 32.86	<b>1:10.28</b> 37.42	1.27
4	5	<b>KIM Ahryoung</b>	KOR	0.64	(6) 33.43	<b>1:10.85</b> 37.42	1.84
5	1	<b>RAINEY Grace</b>	MAC-NC	0.78	(7) 33.44	<b>1:10.89</b> 37.45	1.88
6	2	<b>COTHERN Bella</b>	UARK	0.61	(5) 33.34	<b>1:11.34</b> 38.00	2.33
7	8	<b>JONES Bradi</b>	UARK	0.67	(4) 33.22	<b>1:11.53</b> 38.31	2.52
8	7	<b>van JAARVELD Marizel</b>	UN-IN	0.62	(8) 33.66	<b>1:12.56</b> 38.90	3.55

Official Timekeeping by Omega





# 2021 Toyota U.S. Open Championships

Greensboro

December 1 - 4

**Event 115**

3 DEC 2021 - 8:20  
PM

Women's 100m Breaststroke

Final

## Results

Event Number 15

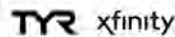
Final C

Rank	Lane	Name	Club Code	R.T.	50m	Time	Time Behind
1	4	KLAMFOTH Avery	MAC-NC	0.74	(3) 34.89	<b>1:13.38</b> 38.49	
2	7	SMITH Ella	ABF	0.69	(4) 34.92	<b>1:13.95</b> 39.03	0.57
3	6	SUN Eleanor	NCAP	0.73	(7) 35.49	<b>1:14.64</b> 39.15	1.26
4	5	BROSTOWITZ Tori	SSTY	0.73	(1) 34.29	<b>1:14.71</b> 40.42	1.33
5	2	DETWILER Tatum	PITT	0.68	(2) 34.53	<b>1:14.92</b> 40.39	1.54
6	3	CLABEAUX Jacquee	GMU	0.65	(6) 35.45	<b>1:15.12</b> 39.67	1.74
7	1	KANTNER Emily	NOVA	0.79	(5) 35.18	<b>1:15.35</b> 40.17	1.97
8	8	NEWMAN Anna	UN-NC	0.69	(8) 35.92	<b>1:17.67</b> 41.75	4.29

**Legend:**

<b>AR</b>	American Record	<b>CR</b>	Championship Record	<b>R.T.</b>	Reaction Time	<b>US</b>	US Open Record
<b>WJ</b>	World Junior Record	<b>WR</b>	World Record				

Official Timekeeping by Omega





# 2021 Toyota U.S. Open Championships

Greensboro

December 1 - 4

**Event 116**

3 DEC 2021 - 8:31 PM

Men's 100m Breaststroke

Final

## Results

Event Number 16

	Record	Split	Name	NAT Code	Location	Date
<b>WR</b>	56.88	26.63	PEATY Adam	GBR	Gwangju (KOR)	21 JUL 2019
<b>AR</b>	58.14	26.83	ANDREW Michael	USA	Omaha, NE (USA)	13 JUN 2021
<b>US</b>	58.14	26.83	ANDREW Michael	USA	Omaha, NE (USA)	13 JUN 2021
<b>CR</b>	59.28	27.94	WILSON Andrew	USA	Atlanta, GA (USA)	6 DEC 2019
<b>WJ</b>	59.01	27.48	MARTINENGI Nicolo	ITA	Indianapolis (USA)	23 AUG 2017

### Final B

Rank	Lane	Name	Club Code	R.T.	50m	Time	Time Behind
1	6	MOK Marcus	UN-IL	0.67	(3) 29.52	<b>1:02.96</b> 33.44	
2	4	MAHABIR Nicholas	CSTE	0.65	(2) 29.47	<b>1:03.75</b> 34.28	0.79
3	5	McDANIEL Hudson	OSU	0.70	(1) 29.19	<b>1:03.90</b> 34.71	0.94
4	2	PUSATERI Luke	UN-SI	0.69	(6) 30.13	<b>1:04.14</b> 34.01	1.18
5	3	AL-TARMOOM Rashed	AZFL	0.64	(4) 29.62	<b>1:04.30</b> 34.68	1.34
6	1	STEELE Matt	UN-GA	0.74	(7) 30.48	<b>1:04.71</b> 34.23	1.75
7	8	HILDESHEIM Ethan	UN-SI	0.63	(5) 29.65	<b>1:05.07</b> 35.42	2.11
7		OLSEN-STAVRAKAS Kent	STAR		( )		

### Final A

Rank	Lane	Name	Club Code	R.T.	50m	Time	Time Behind
1	6	MIKUTA Reid	AU-SE	0.64	(1) 28.61	<b>1:01.35</b> 32.74	
2	4	NICHOLS Noah	UVA	0.66	(3) 28.83	<b>1:01.41</b> 32.58	0.06
3	3	FISCHER Brandon	UN-PC	0.75	(4) 28.86	<b>1:02.26</b> 33.40	0.91
4	1	RACHED WINDMULLER Raphael	FLOR	0.67	(6) 29.28	<b>1:02.35</b> 33.07	1.00
5	5	PREMA Likith	UN-IN	0.65	(2) 28.70	<b>1:02.62</b> 33.92	1.27
6	7	ROMANOV Pavel	ALPH	0.61	(5) 28.90	<b>1:03.10</b> 34.20	1.75
7	8	CHEN Jerry	PITT	0.66	(7) 29.52	<b>1:03.32</b> 33.80	1.97
8	2	HORREGO Julio	SOFL	0.72	(8) 29.56	<b>1:03.79</b> 34.23	2.44

Official Timekeeping by Omega





# 2021 Toyota U.S. Open Championships

Greensboro

December 1 - 4

**Event 116**

3 DEC 2021 - 8:31 PM

Men's 100m Breaststroke

Final

## Results

Event Number 16

Final C

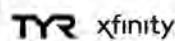
Rank	Lane	Name	Club Code	R.T.	50m	Time	Time Behind
1	1	LUCKY Matthew	UN-NC	0.59	(4) 30.22	<b>1:04.27</b> 34.05	
2	6	FIKE James	UN-NT	0.70	(3) 30.10	<b>1:04.58</b> 34.48	0.31
3	5	VEIT Eric	UDEL	0.64	(1) 30.03	<b>1:04.64</b> 34.61	0.37
4	7	DELMAR Ben	MAC-NC	0.72	(7) 31.01	<b>1:05.31</b> 34.30	1.04
5	2	BERNARD Jon	XAV	0.70	(8) 31.12	<b>1:05.36</b> 34.24	1.09
6	8	GARNER Jed	RMSC	0.64	(5) 30.74	<b>1:05.45</b> 34.71	1.18
7	3	GARBERICK Joey	BSU	0.72	(6) 30.80	<b>1:05.56</b> 34.76	1.29
8	4	KROLL Matthew	MAC-NC	0.65	(2) 30.07	<b>1:05.83</b> 35.76	1.56

**Legend:**

<b>AR</b>	American Record	<b>CR</b>	Championship Record	<b>R.T.</b>	Reaction Time	<b>US</b>	US Open Record
<b>WJ</b>	World Junior Record	<b>WR</b>	World Record				

**OLSEN-STAVRAKAS Kent had a suit malfunction and was unable to start in Lane 7 Final B. The referee asked to have him removed**

Official Timekeeping by Omega





# 2021 Toyota U.S. Open Championships

Greensboro

December 1 - 4

**Event 117** 3 DEC 2021 - 8:42 PM

Women's 100m Backstroke

Final

## Results

Event Number 17

	Record	Split	Name	NAT Code	Location	Date
<b>WR</b>	57.45	28.10	McKEOWN Kaylee	AUS	Adelaide, SA (AUS)	13 JUN 2021
<b>AR</b>	57.57	27.74	SMITH Regan	USA	Gwangju (KOR)	28 JUL 2019
<b>US</b>	57.92	28.24	SMITH Regan	USA	Omaha, NE (USA)	14 JUN 2021
<b>CR</b>	58.63	28.46	BACON Phoebe	USA	Atlanta, GA (USA)	6 DEC 2019
<b>WJ</b>	57.57	27.74	SMITH Regan	USA	Gwangju (KOR)	28 JUL 2019

### Final B

Rank	Lane	Name	Club Code	R.T.	50m	Time	Time Behind
1	3	TYLER Ali	GMU	0.52	(2) 30.62	<b>1:03.04</b> 32.42	
2	6	LOGAN Clare	UN-NJ	0.67	(1) 29.92	<b>1:03.11</b> 33.19	0.07
3	5	WALL Tatum	NCAP	0.68	(3) 30.63	<b>1:03.36</b> 32.73	0.32
4	4	SCHOLER Haley	DUQU	0.65	(6) 31.08	<b>1:03.47</b> 32.39	0.43
5	1	THOMPSON Emily	GSCY	0.59	(7) 31.10	<b>1:03.66</b> 32.56	0.62
6	7	RODRIGUES Sarah	NJBL	0.63	(5) 31.07	<b>1:04.01</b> 32.94	0.97
7	8	ISLETA Chloe	UN-AZ	0.63	(4) 30.94	<b>1:04.11</b> 33.17	1.07
8	2	DOUTHWRIGHT Brooklyn	TENN	0.58	(8) 31.22	<b>1:04.21</b> 32.99	1.17

### Final A

Rank	Lane	Name	Club Code	R.T.	50m	Time	Time Behind
1	4	SMITH Regan	UN-PC	0.57	(1) 28.44	<b>58.69</b> 30.25	
2	3	MELTON Kobie	UARK	0.65	(2) 29.54	<b>1:01.91</b> 32.37	3.22
3	5	MOSTEK Anya	PAY	0.72	(=3) 30.00	<b>1:01.93</b> 31.93	3.24
4	7	SHACKLEY Leah	BRY	0.67	(5) 30.25	<b>1:02.17</b> 31.92	3.48
5	8	SPINK Camille	NCAP	0.67	(=3) 30.00	<b>1:02.45</b> 32.45	3.76
6	2	BATES Talia	FLOR	0.56	(6) 30.40	<b>1:02.71</b> 32.31	4.02
7	6	SMITH Summer	TENN	0.72	(7) 30.44	<b>1:02.75</b> 32.31	4.06
8	1	VARGA Ella	UCSC	0.59	(8) 30.65	<b>1:02.97</b> 32.32	4.28

Official Timekeeping by Omega







# 2021 Toyota U.S. Open Championships

Greensboro

December 1 - 4

**Event 117** 3 DEC 2021 - 8:42 PM

Women's 100m Backstroke

Final

## Results

Event Number 17

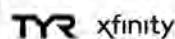

Final C

Rank	Lane	Name	Club Code	R.T.	50m	Time	Time Behind
1	3	FERGUSON Zuri	ABF	0.58	(1) 30.96	<b>1:02.94</b> 31.98	
2	7	McNEIL Piper	AESC	0.62	(2) 31.09	<b>1:03.99</b> 32.90	1.05
3	6	THOMPSON Ann	SCSC	0.72	(3) 31.21	<b>1:04.45</b> 33.24	1.51
4	1	RONQUILLIO Madesyn	NEB	0.52	(5) 31.61	<b>1:04.69</b> 33.08	1.75
5	2	FARRIS Aislin	ABF	0.64	(7) 31.82	<b>1:04.90</b> 33.08	1.96
6	4	CHASSER Caroline	BD	0.67	(8) 32.13	<b>1:05.07</b> 32.94	2.13
7	8	SCHOLES Dylan	MAC	0.66	(6) 31.73	<b>1:05.46</b> 33.73	2.52
8	5	SANG Seoyeon	KOR	0.64	(4) 31.24	<b>1:05.58</b> 34.34	2.64

### Legend:

=	Equal rank	<b>AR</b>	American Record	<b>CR</b>	Championship Record	<b>R.T.</b>	Reaction Time
<b>US</b>	US Open Record	<b>WJ</b>	World Junior Record	<b>WR</b>	World Record		

Official Timekeeping by Omega





# 2021 Toyota U.S. Open Championships

Greensboro

December 1 - 4

**Event 118** 3 DEC 2021 - 8:54 PM

Men's 100m Backstroke

Final

## Results

Event Number 18

	Record	Split	Name	NAT Code	Location	Date
<b>WR</b>	51.85	25.13	MURPHY Ryan	USA	Rio de Janeiro (BRA)	13 AUG 2016
<b>AR</b>	51.85	25.13	MURPHY Ryan	USA	Rio (BRA)	13 AUG 2016
<b>US</b>	51.94	25.35	PEIRSOL Aaron	USA	Indianapolis, IN (USA)	8 JUL 2009
<b>CR</b>	52.51		THOMAN Nicholas	USA	Federal Way, WA (USA)	7 AUG 2009
<b>WJ</b>	52.53	25.53	KOLESNIKOV Kliment	RUS	Glasgow (GBR)	6 AUG 2018

### Final B

Rank	Lane	Name	Club Code	R.T.	50m	Time	Time Behind
1	4	<b>MALDARI Caleb</b>	MAC-NC	0.58	(2) 27.65	<b>56.33</b> 28.68	
2	6	<b>RETTNER Paul</b>	UN-CA	0.64	(1) 27.63	<b>57.13</b> 29.50	0.80
3	2	<b>ABAQUETA Cam</b>	MAC-NC	0.58	(3) 27.70	<b>57.22</b> 29.52	0.89
4	3	<b>YOO Kibeen</b>	KOR	0.60	(7) 28.24	<b>57.56</b> 29.32	1.23
5	5	<b>NIEDZIALEK Dominik</b>	UN-LE	0.56	(5) 28.00	<b>58.11</b> 30.11	1.78
6	8	<b>TISZAI Andras</b>	UIND	0.59	(4) 27.89	<b>58.14</b> 30.25	1.81
7	7	<b>JONES Stephen</b>	GCSC	0.60	(8) 28.38	<b>58.21</b> 29.83	1.88
8	1	<b>WHETSTINE Clayton</b>	CGBD	0.71	(6) 28.21	<b>58.53</b> 30.32	2.20

### Final A

Rank	Lane	Name	Club Code	R.T.	50m	Time	Time Behind
1	4	<b>MAKRYGIANNIS Vaggelis</b>	UN-CA	0.59	(1) 26.16	<b>54.06</b> 27.90	
2	5	<b>STEWART Sam</b>	CKS	0.56	(2) 26.54	<b>54.70</b> 28.16	0.64
3	2	<b>CHANEY Adam</b>	FLOR	0.71	(3) 26.70	<b>55.43</b> 28.73	1.37
4	1	<b>STOKES Richie</b>	UCSC	0.56	(7) 27.17	<b>55.74</b> 28.57	1.68
5	3	<b>MORALES Yeziel</b>	AZFL	0.50	(4) 26.95	<b>56.11</b> 29.16	2.05
6	7	<b>HANNA Blake</b>	CATS	0.58	(8) 27.53	<b>56.13</b> 28.60	2.07
7	8	<b>VENTER Ian</b>	PEA	0.51	(5) 27.03	<b>56.48</b> 29.45	2.42
8	6	<b>AIKINS Jack</b>	UVA	0.55	(6) 27.14	<b>56.55</b> 29.41	2.49

Official Timekeeping by Omega





# 2021 Toyota U.S. Open Championships

Greensboro

December 1 - 4

**Event 118** 3 DEC 2021 - 8:54 PM

Men's 100m Backstroke

Final

## Results

Event Number 18

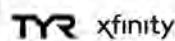
### Final C

Rank	Lane	Name	Club Code	R.T.	50m	Time	Time Behind
1	2	SWIDERSKI Bartlomiej	UN-IN	0.60	(1) 28.04	<b>57.94</b> 29.90	
2	3	LEITH Zac	NCAP	0.62	(4) 28.79	<b>58.64</b> 29.85	0.70
3	5	BERMUDEZ Simon	NCAP	0.60	(6) 28.83	<b>58.92</b> 30.09	0.98
4	6	BILLITTO Andrew	WFLA	0.59	(7) 28.92	<b>59.24</b> 30.32	1.30
5	1	KEMP Jeremy	UN-NC	0.61	(5) 28.80	<b>59.69</b> 30.89	1.75
6	8	MILLER Reid	MAC-NC	0.52	(3) 28.56	<b>1:00.09</b> 31.53	2.15
7	7	ROGIC Kristofer	CSUB	0.65	(2) 28.35	<b>1:00.47</b> 32.12	2.53
	4	FARNEY Thomas	NOVA			<b>DSQ</b>	

### Legend:

<b>AR</b>	American Record	<b>CR</b>	Championship Record	<b>DSQ</b>	Disqualified	<b>R.T.</b>	Reaction Time
<b>US</b>	US Open Record	<b>WJ</b>	World Junior Record	<b>WR</b>	World Record		

Official Timekeeping by Omega





# 2021 Toyota U.S. Open Championships

Greensboro

December 1 - 4

Event 119

4 DEC 2021 - 7:01 PM

Women's 1500m Freestyle

Fastest Heats

## Results Summary

Event Number 19

	Record	Splits					Name	NAT Code	Location	Date
<b>WR</b>	15:20.48	58.50	2:00.25	4:04.88	8:11.70	LEDECKY Katie	USA	Indianapolis, IN (USA)	16 MAY 2018	
<b>AR</b>	15:20.48	58.50	2:00.25	4:04.88	8:11.70	LEDECKY Katie	USA	Indianapolis, IN (USA)	16 MAY 2018	
<b>US</b>	15:20.48	58.50	2:00.25	4:04.88	8:11.70	LEDECKY Katie	USA	Indianapolis, IN (USA)	16 MAY 2018	
<b>CR</b>	15:35.98	59.59	2:02.53	4:08.61	8:19.94	LEDECKY Katie	USA	Atlanta, GA (USA)	7 DEC 2019	
<b>WJ</b>	15:28.36	59.34	2:01.85	4:06.57	8:16.90	LEDECKY Katie	USA	Gold Coast (AUS)	21 AUG 2014	

Rank	Heat	Lane	Name	Club Code	Year of Birth	R.T.	Time	Time Behind
<b>1</b>	<b>2</b>	<b>4</b>	<b>LEDECKY Katie</b>	UN-FL	1997	0.67	<b>15:45.32</b>	
	50m 29.12	100m 1:00.50	150m 1:31.83	200m 2:03.47	250m 2:34.95	300m 3:06.66	350m 3:38.11	400m 4:09.87
			31.38	31.33	31.64	31.48	31.71	31.45
	450m 4:41.31	500m 5:12.92	550m 5:44.09	600m 6:15.40	650m 6:46.73	700m 7:18.17	750m 7:49.76	800m 8:21.51
	31.44	31.61	31.17	31.31	31.33	31.44	31.59	31.75
	850m 8:53.12	900m 9:24.83	950m 9:56.56	1000m 10:28.20	1050m 10:59.73	1100m 11:31.54	1150m 12:03.30	1200m 12:34.96
	31.61	31.71	31.73	31.64	31.53	31.81	31.76	31.66
	1250m 13:06.77	1300m 13:38.87	1350m 14:11.03	1400m 14:43.16	1450m 15:15.03			
	31.81	32.10	32.16	32.13	31.87	30.29		
<b>2</b>	<b>2</b>	<b>5</b>	<b>SCHMIDT Sierra</b>	SAC	1998	0.76	<b>16:21.56</b>	36.24
	50m 29.72	100m 1:01.86	150m 1:34.21	200m 2:06.74	250m 2:39.17	300m 3:12.00	350m 3:44.48	400m 4:17.35
			32.14	32.35	32.53	32.83	32.48	32.87
	450m 4:49.89	500m 5:22.70	550m 5:55.09	600m 6:27.75	650m 7:00.48	700m 7:33.15	750m 8:05.87	800m 8:38.74
	32.54	32.81	32.39	32.66	32.73	32.67	32.72	32.87
	850m 9:11.71	900m 9:44.96	950m 10:18.10	1000m 10:51.11	1050m 11:24.17	1100m 11:57.29	1150m 12:30.42	1200m 13:03.42
	32.97	33.25	33.14	33.01	33.06	33.12	33.13	33.00
	1250m 13:36.44	1300m 14:09.68	1350m 14:42.81	1400m 15:16.04	1450m 15:49.27			
	33.02	33.24	33.13	33.23	33.23	32.29		
<b>3</b>	<b>2</b>	<b>1</b>	<b>BAUER Elise</b>	FLOR	2002	0.75	<b>16:32.55</b>	47.23
	50m 30.08	100m 1:03.08	150m 1:36.29	200m 2:10.01	250m 2:43.51	300m 3:17.16	350m 3:50.70	400m 4:24.08
			33.00	33.21	33.72	33.50	33.65	33.54
	450m 4:57.45	500m 5:30.69	550m 6:04.12	600m 6:37.27	650m 7:10.40	700m 7:43.50	750m 8:16.53	800m 8:49.55
	33.37	33.24	33.43	33.15	33.13	33.10	33.03	33.02
	850m 9:22.55	900m 9:55.69	950m 10:28.72	1000m 11:01.78	1050m 11:34.86	1100m 12:08.10	1150m 12:41.32	1200m 13:14.93
	33.00	33.14	33.03	33.06	33.08	33.24	33.22	33.61
	1250m 13:48.27	1300m 14:21.50	1350m 14:54.75	1400m 15:28.13	1450m 16:01.37			
	33.34	33.23	33.25	33.38	33.24	31.18		
<b>4</b>	<b>2</b>	<b>3</b>	<b>BELLIO Katrina</b>	ESWI	♦ 2004	0.76	<b>16:42.05</b>	56.73
	50m 30.06	100m 1:02.51	150m 1:35.43	200m 2:08.39	250m 2:41.61	300m 3:14.90	350m 3:48.29	400m 4:21.77
			32.45	32.92	32.96	33.22	33.29	33.39
	450m 4:55.22	500m 5:28.68	550m 6:02.26	600m 6:35.67	650m 7:09.16	700m 7:42.99	750m 8:16.51	800m 8:50.36
	33.45	33.46	33.58	33.41	33.49	33.83	33.52	33.85
	850m 9:23.92	900m 9:57.75	950m 10:31.69	1000m 11:05.41	1050m 11:39.40	1100m 12:13.05	1150m 12:46.93	1200m 13:20.73
	33.56	33.83	33.94	33.72	33.99	33.65	33.88	33.80
	1250m 13:54.32	1300m 14:28.28	1350m 15:02.27	1400m 15:35.98	1450m 16:09.29			
	33.59	33.96	33.99	33.71	33.31	32.76		
<b>5</b>	<b>1</b>	<b>4</b>	<b>HAN Kayla</b>	RMDA	2008	0.71	<b>16:43.02</b>	57.70
	50m 30.89	100m 1:04.48	150m 1:38.24	200m 2:11.72	250m 2:45.39	300m 3:18.96	350m 3:52.48	400m 4:25.95
			33.59	33.76	33.48	33.67	33.57	33.47
	450m 4:59.26	500m 5:32.70	550m 6:06.00	600m 6:39.53	650m 7:13.16	700m 7:46.74	750m 8:20.56	800m 8:54.26
	33.31	33.44	33.30	33.53	33.63	33.58	33.82	33.70
	850m 9:27.60	900m 10:01.58	950m 10:35.27	1000m 11:08.83	1050m 11:42.70	1100m 12:16.44	1150m 12:50.07	1200m 13:23.72
	33.34	33.98	33.69	33.56	33.87	33.74	33.63	33.65
	1250m 13:57.54	1300m 14:30.99	1350m 15:04.59	1400m 15:37.84	1450m 16:11.07			
	33.82	33.45	33.60	33.25	33.23	31.95		
<b>6</b>	<b>2</b>	<b>2</b>	<b>GEMMELL Erin</b>	NCAP	♦ 2004	0.86	<b>16:46.94</b>	1:01.62
	50m 29.64	100m 1:02.51	150m 1:35.83	200m 2:09.11	250m 2:42.58	300m 3:15.84	350m 3:49.35	400m 4:22.89
			32.87	33.32	33.28	33.47	33.26	33.51
	450m 4:56.83	500m 5:30.30	550m 6:04.08	600m 6:37.84	650m 7:11.91	700m 7:45.78	750m 8:19.73	800m 8:53.42
	33.94	33.47	33.78	33.76	34.07	33.87	33.95	33.69
	850m 9:27.24	900m 10:01.06	950m 10:34.96	1000m 11:08.68	1050m 11:42.70	1100m 12:16.56	1150m 12:50.71	1200m 13:24.64
	33.82	33.82	33.90	33.72	34.02	33.86	34.15	33.93
	1250m 13:58.72	1300m 14:32.51	1350m 15:06.18	1400m 15:39.95	1450m 16:13.78			
	34.08	33.79	33.67	33.77	33.83	33.16		

Official Timekeeping by Omega





# 2021 Toyota U.S. Open Championships

Greensboro

December 1 - 4

Event 119

4 DEC 2021 - 7:01 PM

Women's 1500m Freestyle

Fastest Heats

## Results Summary

Event Number 19

### Fastest Heat

Rank	Heat	Lane	Name	Club Code	Year of Birth	R.T.	Time	Time Behind
<b>7</b>	<b>1</b>	<b>3</b>	<b>KIM Chloe</b>	<b>SCAR</b>	<b>◆ 2007</b>	<b>0.67</b>	<b>16:55.42</b>	<b>1:10.10</b>
	50m 31.16	100m 1:04.87	150m 1:38.71	200m 2:12.11	250m 2:45.96	300m 3:19.41	350m 3:53.09	400m 4:26.83
		33.71	33.84	33.40	33.85	33.45	33.68	33.74
	450m 5:00.81	500m 5:34.59	550m 6:08.82	600m 6:42.84	650m 7:16.87	700m 7:50.76	750m 8:24.94	800m 8:58.93
	33.98	33.78	34.23	34.02	34.03	33.89	34.18	33.99
	850m 9:33.04	900m 10:06.89	950m 10:41.16	1000m 11:15.03	1050m 11:49.31	1100m 12:23.24	1150m 12:57.58	1200m 13:31.64
	34.11	33.85	34.27	34.02	34.28	33.93	34.34	34.06
	1250m 14:05.97	1300m 14:39.96	1350m 15:14.12	1400m 15:48.17	1450m 16:22.21			
	34.33	33.99	34.16	34.05	34.04			
<b>8</b>	<b>2</b>	<b>6</b>	<b>STONEBURG Blair</b>	<b>TCA</b>	<b>◆ 2004</b>	<b>0.73</b>	<b>16:56.05</b>	<b>1:10.73</b>
	50m 30.32	100m 1:03.53	150m 1:36.78	200m 2:10.54	250m 2:44.36	300m 3:18.37	350m 3:52.29	400m 4:26.38
		33.21	33.25	33.76	33.82	34.01	33.92	34.09
	450m 5:00.04	500m 5:34.04	550m 6:08.04	600m 6:41.96	650m 7:15.88	700m 7:50.02	750m 8:23.97	800m 8:57.87
	33.66	34.00	34.00	33.92	33.92	34.14	33.95	33.90
	850m 9:32.07	900m 10:06.52	950m 10:40.87	1000m 11:15.14	1050m 11:49.50	1100m 12:23.84	1150m 12:58.25	1200m 13:32.32
	34.20	34.45	34.35	34.27	34.36	34.34	34.41	34.07
	1250m 14:06.77	1300m 14:41.15	1350m 15:15.33	1400m 15:49.31	1450m 16:23.28			
	34.45	34.38	34.18	33.98	33.97			
<b>9</b>	<b>1</b>	<b>5</b>	<b>HURST Kate</b>	<b>SCAR</b>	<b>◆ 2005</b>	<b>0.70</b>	<b>16:57.20</b>	<b>1:11.88</b>
	50m 31.33	100m 1:05.24	150m 1:39.07	200m 2:13.05	250m 2:46.81	300m 3:20.75	350m 3:54.90	400m 4:29.11
		33.91	33.83	33.98	33.76	33.94	34.15	34.21
	450m 5:03.44	500m 5:37.55	550m 6:11.63	600m 6:45.72	650m 7:19.88	700m 7:54.22	750m 8:28.46	800m 9:02.59
	34.33	34.11	34.08	34.09	34.16	34.34	34.24	34.13
	850m 9:36.71	900m 10:10.83	950m 10:45.06	1000m 11:19.11	1050m 11:53.16	1100m 12:27.26	1150m 13:01.20	1200m 13:35.41
	34.12	34.12	34.23	34.05	34.05	34.10	33.94	34.21
	1250m 14:09.40	1300m 14:43.42	1350m 15:17.40	1400m 15:51.44	1450m 16:25.01			
	33.99	34.02	33.98	34.04	33.57			
<b>10</b>	<b>2</b>	<b>8</b>	<b>DAFOE Claire</b>	<b>NOVA</b>	<b>◆ 2004</b>	<b>0.82</b>	<b>17:04.71</b>	<b>1:19.39</b>
	50m 31.35	100m 1:04.58	150m 1:38.84	200m 2:12.77	250m 2:47.36	300m 3:21.50	350m 3:55.88	400m 4:29.84
		33.23	34.26	33.93	34.59	34.14	34.38	33.96
	450m 5:04.01	500m 5:38.18	550m 6:12.45	600m 6:46.59	650m 7:21.10	700m 7:55.09	750m 8:29.55	800m 9:03.69
	34.17	34.17	34.27	34.14	34.51	33.99	34.46	34.14
	850m 9:38.22	900m 10:12.60	950m 10:47.00	1000m 11:21.28	1050m 11:56.01	1100m 12:30.29	1150m 13:05.03	1200m 13:39.59
	34.53	34.38	34.40	34.28	34.73	34.28	34.74	34.56
	1250m 14:14.45	1300m 14:48.61	1350m 15:22.92	1400m 15:57.11	1450m 16:31.52			
	34.86	34.16	34.31	34.19	34.41	33.19		
<b>11</b>	<b>1</b>	<b>2</b>	<b>PETERSON Sanna</b>	<b>NOVA</b>	<b>◆ 2004</b>	<b>0.83</b>	<b>17:24.54</b>	<b>1:39.22</b>
	50m 32.61	100m 1:07.39	150m 1:42.32	200m 2:17.23	250m 2:52.31	300m 3:27.09	350m 4:02.34	400m 4:36.79
		34.78	34.93	34.91	35.08	34.78	35.25	34.45
	450m 5:11.82	500m 5:45.46	550m 6:20.21	600m 6:54.17	650m 7:29.14	700m 8:03.39	750m 8:38.42	800m 9:12.78
	35.03	33.64	34.75	33.96	34.97	34.25	35.03	34.36
	850m 9:47.82	900m 10:22.51	950m 10:57.51	1000m 11:31.80	1050m 12:06.66	1100m 12:41.71	1150m 13:17.14	1200m 13:52.33
	35.04	34.69	35.00	34.29	34.86	35.05	35.43	35.19
	1250m 14:28.07	1300m 15:03.55	1350m 15:39.53	1400m 16:15.03	1450m 16:50.58			
	35.74	35.48	35.98	35.50	35.55	33.96		
<b>12</b>	<b>2</b>	<b>7</b>	<b>COFFEY Audrey</b>	<b>NEB</b>	<b>2000</b>	<b>0.61</b>	<b>17:25.67</b>	<b>1:40.35</b>
	50m 30.95	100m 1:04.77	150m 1:39.13	200m 2:13.15	250m 2:47.69	300m 3:22.07	350m 3:56.85	400m 4:31.63
		33.82	34.36	34.02	34.54	34.38	34.78	34.78
	450m 5:06.43	500m 5:41.14	550m 6:15.84	600m 6:50.85	650m 7:26.02	700m 8:01.20	750m 8:36.40	800m 9:11.50
	34.80	34.71	34.70	35.01	35.17	35.18	35.20	35.10
	850m 9:46.75	900m 10:21.90	950m 10:56.97	1000m 11:31.80	1050m 12:07.11	1100m 12:42.96	1150m 13:18.82	1200m 13:54.49
	35.25	35.15	35.07	34.83	35.31	35.85	35.86	35.67
	1250m 14:29.94	1300m 15:05.53	1350m 15:40.91	1400m 16:16.12	1450m 16:51.68			
	35.45	35.59	35.38	35.21	35.56	33.99		
<b>13</b>	<b>1</b>	<b>6</b>	<b>GOH Chia Tong</b>	<b>MAS</b>	<b>2003</b>	<b>0.74</b>	<b>17:28.33</b>	<b>1:43.01</b>
	50m 31.33	100m 1:05.48	150m 1:40.56	200m 2:15.95	250m 2:51.47	300m 3:26.96	350m 4:02.16	400m 4:37.18
		34.15	35.08	35.39	35.52	35.49	35.20	35.02
	450m 5:12.35	500m 5:47.54	550m 6:22.47	600m 6:57.45	650m 7:32.37	700m 8:07.83	750m 8:43.08	800m 9:18.43
	35.17	35.19	34.93	34.98	34.92	35.46	35.25	35.35
	850m 9:53.23	900m 10:28.61	950m 11:03.66	1000m 11:38.97	1050m 12:14.29	1100m 12:49.90	1150m 13:24.97	1200m 14:00.15
	34.80	35.38	35.05	35.31	35.32	35.61	35.07	35.18
	1250m 14:35.16	1300m 15:10.63	1350m 15:45.51	1400m 16:20.56	1450m 16:54.94			
	35.01	35.47	34.88	35.05	34.38	33.39		

Official Timekeeping by Omega





# 2021 Toyota U.S. Open Championships

Greensboro

December 1 - 4

**Event 119**

4 DEC 2021 - 7:01 PM

Women's 1500m Freestyle

Fastest Heats

## Results Summary

Event Number 19

### Fastest Heat

Rank	Heat	Lane	Name	Club Code	Year of Birth	R.T.	Time	Time Behind
<b>14</b>	<b>1</b>	<b>7</b>	<b>RUSSELL Katie</b>	<b>NOVA</b>	<b>◆ 2004</b>	<b>0.66</b>	<b>17:44.54</b>	<b>1:59.22</b>
	50m 32.60	100m 1:07.74	150m 1:43.00	200m 2:18.69	250m 2:54.54	300m 3:31.00	350m 4:07.29	400m 4:42.89
		35.14	35.26	35.69	35.85	36.46	36.29	35.60
	450m 5:19.09	500m 5:54.79	550m 6:30.15	600m 7:05.70	650m 7:40.98	700m 8:16.50	750m 8:51.68	800m 9:27.38
	36.20	35.70	35.36	35.55	35.28	35.52	35.18	35.70
	850m 10:02.82	900m 10:38.56	950m 11:13.93	1000m 11:49.37	1050m 12:24.67	1100m 13:00.24	1150m 13:35.83	1200m 14:11.91
	35.44	35.74	35.37	35.44	35.30	35.57	35.59	36.08
	1250m 14:47.51	1300m 15:23.28	1350m 15:58.70	1400m 16:34.16	1450m 17:09.11			
	35.60	35.77	35.42	35.46	34.95	35.43		

<b>Legend:</b>	<b>AR</b> American Record	<b>CR</b> Championship Record	<b>R.T.</b> Reaction Time	<b>US</b> US Open Record
	<b>WJ</b> World Junior Record	<b>WR</b> World Record	<b>◆</b> Junior swimmer	

Official Timekeeping by Omega





# 2021 Toyota U.S. Open Championships

Greensboro

December 1 - 4

**Event 120** 4 DEC 2021 - 6:40 PM

Men's 1500m Freestyle

## Results Summary

Event Number 20

	Record	Splits				Name	NAT Code	Location	Date
<b>WR</b>	14:31.02	55.80	1:54.31	3:51.50	7:45.45	SUN Yang	CHN	London (GBR)	4 AUG 2012
<b>AR</b>	14:39.48	56.74	1:55.55	3:53.15	7:49.73	JAEGER Connor	USA	Rio (BRA)	13 AUG 2016
<b>US</b>	14:45.54	56.06	1:55.50	3:54.42	7:53.91	VANDERKAAY Peter	USA	Omaha, NE (USA)	6 JUL 2008
<b>CR</b>	14:55.46					JOLY Damien	FRA	East Meadow, NJ (USA)	2 AUG 2017
<b>WJ</b>	14:46.09	56.52	1:55.88	3:55.53	7:53.07	GRGIC Franko	CRO	Budapest (HUN)	25 AUG 2019

Rank	Heat	Lane	Name	Club Code	Year of Birth	R.T.	Time	Time Behind
<b>1</b>	<b>2</b>	<b>4</b>	<b>FINKE Bobby</b>	<b>FLOR</b>	<b>1999</b>	<b>0.74</b>	<b>15:04.77</b>	
	50m 27.68	100m 57.71	150m 1:28.09	200m 1:58.70	250m 2:29.31	300m 2:59.93	350m 3:30.55	400m 4:01.23
		30.03	30.38	30.61	30.61	30.62	30.62	30.68
	450m 4:31.89	500m 5:02.25	550m 5:32.59	600m 6:02.74	650m 6:33.03	700m 7:03.36	750m 7:33.78	800m 8:04.07
	30.66	30.36	30.34	30.15	30.29	30.33	30.42	30.29
	850m 8:34.59	900m 9:05.04	950m 9:35.37	1000m 10:05.72	1050m 10:36.22	1100m 11:06.56	1150m 11:37.16	1200m 12:07.41
	30.52	30.45	30.33	30.35	30.50	30.34	30.60	30.25
	1250m 12:37.92	1300m 13:08.18	1350m 13:38.56	1400m 14:08.49	1450m 14:38.16			
	30.51	30.26	30.38	29.93	29.67	26.61		
<b>2</b>	<b>2</b>	<b>5</b>	<b>CLARK Charlie</b>	<b>OSU</b>	<b>2002</b>	<b>0.71</b>	<b>15:07.53</b>	<b>2.76</b>
	50m 28.39	100m 58.32	150m 1:28.90	200m 1:59.15	250m 2:29.89	300m 3:00.21	350m 3:30.84	400m 4:01.28
		29.93	30.58	30.25	30.74	30.32	30.63	30.44
	450m 4:31.73	500m 5:01.90	550m 5:32.18	600m 6:02.21	650m 6:32.63	700m 7:03.04	750m 7:33.71	800m 8:04.10
	30.45	30.17	30.28	30.03	30.42	30.41	30.67	30.39
	850m 8:34.52	900m 9:04.93	950m 9:35.47	1000m 10:05.80	1050m 10:36.20	1100m 11:06.58	1150m 11:36.83	1200m 12:07.28
	30.42	30.41	30.54	30.33	30.40	30.38	30.25	30.45
	1250m 12:37.72	1300m 13:08.29	1350m 13:38.61	1400m 14:08.68	1450m 14:38.94			
	30.44	30.57	30.32	30.07	30.26	28.59		
<b>3</b>	<b>1</b>	<b>2</b>	<b>FREEMAN Trey</b>	<b>FLOR</b>	<b>2000</b>	<b>0.70</b>	<b>15:24.83</b>	<b>20.06</b>
	50m 28.29	100m 58.95	150m 1:30.20	200m 2:01.76	250m 2:33.55	300m 3:04.99	350m 3:36.70	400m 4:08.05
		30.66	31.25	31.56	31.79	31.44	31.71	31.35
	450m 4:39.53	500m 5:10.94	550m 5:42.41	600m 6:13.69	650m 6:45.10	700m 7:16.04	750m 7:47.25	800m 8:18.13
	31.48	31.41	31.47	31.28	31.41	30.94	31.21	30.88
	850m 8:49.57	900m 9:20.81	950m 9:51.99	1000m 10:22.73	1050m 10:53.60	1100m 11:24.08	1150m 11:55.10	1200m 12:25.38
	31.44	31.24	31.18	30.74	30.87	30.48	31.02	30.28
	1250m 12:56.05	1300m 13:26.47	1350m 13:57.14	1400m 14:27.25	1450m 14:57.39			
	30.67	30.42	30.67	30.11	30.14	27.44		
<b>4</b>	<b>2</b>	<b>3</b>	<b>GALLANT Will</b>	<b>NCS</b>	<b>2001</b>	<b>0.67</b>	<b>15:26.60</b>	<b>21.83</b>
	50m 28.11	100m 58.82	150m 1:29.60	200m 2:00.56	250m 2:31.59	300m 3:02.70	350m 3:33.86	400m 4:05.03
		30.71	30.78	30.96	31.03	31.11	31.16	31.17
	450m 4:36.53	500m 5:07.73	550m 5:38.48	600m 6:09.35	650m 6:40.39	700m 7:11.45	750m 7:42.46	800m 8:13.48
	31.50	31.20	30.75	30.87	31.04	31.06	31.01	31.02
	850m 8:44.58	900m 9:15.57	950m 9:46.71	1000m 10:17.81	1050m 10:48.73	1100m 11:19.41	1150m 11:50.39	1200m 12:21.41
	31.10	30.99	31.14	31.10	30.92	30.68	30.98	31.02
	1250m 12:52.30	1300m 13:23.33	1350m 13:54.49	1400m 14:25.74	1450m 14:56.92			
	30.89	31.03	31.16	31.25	31.18	29.68		
<b>5</b>	<b>2</b>	<b>2</b>	<b>BROWN Eric</b>	<b>PCSC</b>	<b>2002</b>	<b>0.72</b>	<b>15:32.54</b>	<b>27.77</b>
	50m 27.64	100m 58.34	150m 1:28.76	200m 1:59.82	250m 2:30.45	300m 3:01.52	350m 3:32.46	400m 4:03.59
		30.70	30.42	31.06	30.63	31.07	30.94	31.13
	450m 4:34.46	500m 5:05.84	550m 5:36.73	600m 6:08.42	650m 6:39.60	700m 7:11.14	750m 7:42.51	800m 8:13.95
	30.87	31.38	30.89	31.69	31.18	31.54	31.37	31.44
	850m 8:44.91	900m 9:16.45	950m 9:47.64	1000m 10:19.38	1050m 10:50.59	1100m 11:22.42	1150m 11:53.84	1200m 12:25.65
	30.96	31.54	31.19	31.74	31.21	31.83	31.42	31.81
	1250m 12:57.00	1300m 13:28.88	1350m 14:00.05	1400m 14:31.24	1450m 15:02.30			
	31.35	31.88	31.17	31.19	31.06	30.24		
<b>6</b>	<b>2</b>	<b>6</b>	<b>GRAVLEY Brennan</b>	<b>FLOR</b>	<b>2000</b>	<b>0.67</b>	<b>15:35.96</b>	<b>31.19</b>
	50m 27.91	100m 58.56	150m 1:29.46	200m 2:00.15	250m 2:31.40	300m 3:02.58	350m 3:34.22	400m 4:05.59
		30.65	30.90	30.69	31.25	31.18	31.64	31.37
	450m 4:37.23	500m 5:08.67	550m 5:40.19	600m 6:11.59	650m 6:43.23	700m 7:14.86	750m 7:46.37	800m 8:17.90
	31.64	31.44	31.52	31.40	31.64	31.63	31.51	31.53
	850m 8:49.55	900m 9:21.03	950m 9:52.44	1000m 10:23.90	1050m 10:55.34	1100m 11:26.81	1150m 11:58.28	1200m 12:29.70
	31.65	31.48	31.41	31.46	31.44	31.47	31.47	31.42
	1250m 13:01.36	1300m 13:32.91	1350m 14:04.34	1400m 14:35.41	1450m 15:06.82			
	31.66	31.55	31.43	31.07	31.41	29.14		

Official Timekeeping by Omega





# 2021 Toyota U.S. Open Championships

Greensboro

December 1 - 4

Event 120

4 DEC 2021 - 6:40 PM

Men's 1500m Freestyle

## Results Summary

Event Number 20

### Fastest Heat

Rank	Heat	Lane	Name	Club Code	Year of Birth	R.T.	Time	Time Behind
<b>7</b>	<b>2</b>	<b>8</b>	<b>PARENT Josh</b>	<b>ABF</b>	<b>◆ 2004</b>	<b>0.69</b>	<b>15:40.70</b>	<b>35.93</b>
	50m 28.57	100m 58.90	150m 1:30.35	200m 2:01.17	250m 2:32.92	300m 3:03.93	350m 3:35.98	400m 4:07.44
		30.33	31.45	30.82	31.75	31.01	32.05	31.46
	450m 4:39.61	500m 5:10.86	550m 5:43.11	600m 6:14.52	650m 6:46.50	700m 7:17.83	750m 7:49.79	800m 8:20.41
	32.17	31.25	32.25	31.41	31.98	31.33	31.96	30.62
	850m 8:52.13	900m 9:23.19	950m 9:54.93	1000m 10:26.04	1050m 10:57.84	1100m 11:29.23	1150m 12:00.93	1200m 12:32.33
	31.72	31.06	31.74	31.11	31.80	31.39	31.70	31.40
	1250m 13:04.42	1300m 13:36.05	1350m 14:07.70	1400m 14:38.76	1450m 15:10.23			
	32.09	31.63	31.65	31.06	31.47			
<b>8</b>	<b>2</b>	<b>1</b>	<b>KIM Minseop</b>	<b>KOR</b>	<b>◆ 2004</b>	<b>0.65</b>	<b>15:42.10</b>	<b>37.33</b>
	50m 27.54	100m 58.27	150m 1:28.95	200m 2:00.40	250m 2:31.22	300m 3:02.65	350m 3:33.60	400m 4:05.75
		30.73	30.68	31.45	30.82	31.43	30.95	32.15
	450m 4:37.31	500m 5:09.57	550m 5:40.94	600m 6:13.73	650m 6:45.01	700m 7:17.13	750m 7:49.02	800m 8:21.23
	31.56	32.26	31.37	32.79	31.28	32.12	31.89	32.21
	850m 8:52.23	900m 9:24.31	950m 9:55.75	1000m 10:27.94	1050m 10:59.34	1100m 11:31.71	1150m 12:03.05	1200m 12:35.10
	31.00	32.08	31.44	32.19	31.40	32.37	31.34	32.05
	1250m 13:06.81	1300m 13:38.61	1350m 14:10.08	1400m 14:41.24	1450m 15:11.81			
	31.71	31.80	31.47	31.16	30.57	30.29		
<b>9</b>	<b>2</b>	<b>7</b>	<b>WATSON Tyler</b>	<b>FLOR</b>	<b>2001</b>	<b>0.76</b>	<b>15:43.14</b>	<b>38.37</b>
	50m 28.53	100m 58.87	150m 1:30.37	200m 2:01.40	250m 2:32.74	300m 3:04.01	350m 3:35.61	400m 4:07.19
		30.34	31.50	31.03	31.34	31.27	31.60	31.58
	450m 4:39.05	500m 5:10.31	550m 5:42.02	600m 6:13.41	650m 6:45.25	700m 7:16.71	750m 7:48.51	800m 8:20.16
	31.86	31.26	31.71	31.39	31.84	31.46	31.80	31.65
	850m 8:52.20	900m 9:23.85	950m 9:55.96	1000m 10:27.53	1050m 10:59.53	1100m 11:31.18	1150m 12:03.49	1200m 12:35.22
	32.04	31.65	32.11	31.57	32.00	31.65	32.31	31.73
	1250m 13:07.18	1300m 13:38.80	1350m 14:10.59	1400m 14:42.09	1450m 15:13.54			
	31.96	31.62	31.79	31.50	31.45	29.60		
<b>10</b>	<b>1</b>	<b>6</b>	<b>KHIEW Hoe Yean</b>	<b>MAS</b>	<b>2002</b>	<b>0.71</b>	<b>15:46.97</b>	<b>42.20</b>
	50m 28.78	100m 1:00.88	150m 1:33.47	200m 2:05.66	250m 2:37.85	300m 3:10.21	350m 3:42.74	400m 4:14.79
		32.10	32.59	32.19	32.19	32.36	32.53	32.05
	450m 4:46.81	500m 5:18.76	550m 5:50.42	600m 6:22.15	650m 6:54.05	700m 7:26.20	750m 7:58.01	800m 8:29.92
	32.02	31.95	31.66	31.73	31.90	32.15	31.81	31.91
	850m 9:01.84	900m 9:33.80	950m 10:05.44	1000m 10:37.20	1050m 11:08.37	1100m 11:40.06	1150m 12:11.22	1200m 12:42.53
	31.92	31.96	31.64	31.76	31.17	31.69	31.16	31.31
	1250m 13:13.83	1300m 13:45.57	1350m 14:16.97	1400m 14:48.33	1450m 15:18.16			
	31.30	31.74	31.40	31.36	29.83	28.81		
<b>11</b>	<b>1</b>	<b>7</b>	<b>LINDHOLM Oskar</b>	<b>FLOR</b>	<b>2001</b>	<b>0.77</b>	<b>15:54.43</b>	<b>49.66</b>
	50m 29.14	100m 1:01.40	150m 1:33.54	200m 2:05.87	250m 2:38.04	300m 3:10.44	350m 3:42.32	400m 4:14.39
		32.26	32.14	32.33	32.17	32.40	31.88	32.07
	450m 4:46.45	500m 5:18.34	550m 5:50.01	600m 6:22.11	650m 6:53.66	700m 7:25.49	750m 7:57.32	800m 8:29.49
	32.06	31.89	31.67	32.10	31.55	31.83	31.83	32.17
	850m 9:01.12	900m 9:33.16	950m 10:04.82	1000m 10:36.95	1050m 11:08.88	1100m 11:40.77	1150m 12:12.58	1200m 12:44.56
	31.63	32.04	31.66	32.13	31.93	31.89	31.81	31.98
	1250m 13:16.35	1300m 13:48.40	1350m 14:20.05	1400m 14:52.08	1450m 15:23.65			
	31.79	32.05	31.65	32.03	31.57	30.78		
<b>12</b>	<b>1</b>	<b>8</b>	<b>MARTIN Andrew</b>	<b>XAV</b>	<b>2001</b>	<b>0.64</b>	<b>16:01.01</b>	<b>56.24</b>
	50m 29.08	100m 1:01.56	150m 1:33.80	200m 2:06.43	250m 2:38.45	300m 3:10.80	350m 3:42.59	400m 4:15.03
		32.48	32.24	32.63	32.02	32.35	31.79	32.44
	450m 4:47.29	500m 5:19.22	550m 5:51.24	600m 6:23.55	650m 6:55.78	700m 7:28.34	750m 8:00.78	800m 8:33.49
	32.26	31.93	32.02	32.31	32.23	32.56	32.44	32.71
	850m 9:05.97	900m 9:38.46	950m 10:10.61	1000m 10:43.00	1050m 11:15.13	1100m 11:47.81	1150m 12:20.01	1200m 12:52.27
	32.48	32.49	32.15	32.39	32.13	32.68	32.20	32.26
	1250m 13:24.15	1300m 13:56.23	1350m 14:28.48	1400m 15:00.74	1450m 15:32.45			
	31.88	32.08	32.25	32.26	31.71	28.56		
<b>13</b>	<b>1</b>	<b>4</b>	<b>BENDORAITIS Steven</b>	<b>SCAR</b>	<b>◆ 2004</b>	<b>0.74</b>	<b>16:01.29</b>	<b>56.52</b>
	50m 29.76	100m 1:00.99	150m 1:32.64	200m 2:04.32	250m 2:36.27	300m 3:08.44	350m 3:40.45	400m 4:12.27
		31.23	31.65	31.68	31.95	32.17	32.01	31.82
	450m 4:44.37	500m 5:16.47	550m 5:48.48	600m 6:20.05	650m 6:52.02	700m 7:24.06	750m 7:56.44	800m 8:28.51
	32.10	32.10	32.01	31.57	31.97	32.04	32.38	32.07
	850m 9:00.89	900m 9:32.94	950m 10:05.44	1000m 10:37.74	1050m 11:10.41	1100m 11:43.01	1150m 12:15.58	1200m 12:48.01
	32.38	32.05	32.50	32.30	32.67	32.60	32.57	32.43
	1250m 13:20.89	1300m 13:53.38	1350m 14:25.82	1400m 14:58.18	1450m 15:30.58			
	32.88	32.49	32.44	32.36	32.40	30.71		

Official Timekeeping by Omega







# 2021 Toyota U.S. Open Championships

Greensboro

December 1 - 4

**Event 120** 4 DEC 2021 - 6:40 PM

Men's 1500m Freestyle

## Results Summary

Event Number 20

### Fastest Heat

Rank	Heat	Lane	Name	Club Code	Year of Birth	R.T.	Time	Time Behind
<b>14</b>	<b>1</b>	<b>1</b>	<b>SZMANIA Zach</b>	<b>UN-NE</b>	<b>2001</b>	<b>0.72</b>	<b>16:09.02</b>	<b>1:04.25</b>
	50m 29.78	100m 1:01.42	150m 1:33.59	200m 2:05.73	250m 2:38.21	300m 3:10.76	350m 3:43.35	400m 4:15.83
		31.64	32.17	32.14	32.48	32.55	32.59	32.48
	450m 4:48.49	500m 5:20.75	550m 5:53.82	600m 6:26.29	650m 6:59.27	700m 7:31.56	750m 8:04.49	800m 8:36.86
	32.66	32.26	33.07	32.47	32.98	32.29	32.93	32.37
	850m 9:09.25	900m 9:41.63	950m 10:14.28	1000m 10:46.93	1050m 11:19.48	1100m 11:52.40	1150m 12:24.88	1200m 12:56.89
	32.39	32.38	32.65	32.65	32.55	32.92	32.48	32.01
	1250m 13:29.32	1300m 14:01.48	1350m 14:33.77	1400m 15:05.48	1450m 15:37.25			
	32.43	32.16	32.29	31.71	31.77			
<b>15</b>	<b>1</b>	<b>3</b>	<b>FORSYTH David</b>	<b>UN-IN</b>	<b>2000</b>	<b>0.77</b>	<b>16:16.63</b>	<b>1:11.86</b>
	50m 29.08	100m 1:00.46	150m 1:32.37	200m 2:04.37	250m 2:36.98	300m 3:09.15	350m 3:42.08	400m 4:14.42
		31.38	31.91	32.00	32.61	32.17	32.93	32.34
	450m 4:47.59	500m 5:20.25	550m 5:53.45	600m 6:25.97	650m 6:59.25	700m 7:31.70	750m 8:05.01	800m 8:37.59
	33.17	32.66	33.20	32.52	33.28	32.45	33.31	32.58
	850m 9:10.76	900m 9:43.38	950m 10:16.51	1000m 10:49.22	1050m 11:22.45	1100m 11:55.07	1150m 12:28.33	1200m 13:01.15
	33.17	32.62	33.13	32.71	33.23	32.62	33.26	32.82
	1250m 13:34.23	1300m 14:07.13	1350m 14:40.57	1400m 15:13.07	1450m 15:45.96			
	33.08	32.90	33.44	32.50	32.89	30.67		
<b>16</b>	<b>1</b>	<b>5</b>	<b>BERNSTEIN Jackson</b>	<b>UN-SI</b>	<b>2002</b>	<b>0.71</b>	<b>16:22.45</b>	<b>1:17.68</b>
	50m 29.47	100m 1:01.33	150m 1:33.86	200m 2:06.25	250m 2:38.75	300m 3:11.12	350m 3:43.59	400m 4:16.18
		31.86	32.53	32.39	32.50	32.37	32.47	32.59
	450m 4:48.87	500m 5:21.65	550m 5:54.51	600m 6:27.69	650m 7:00.76	700m 7:33.93	750m 8:07.15	800m 8:40.38
	32.69	32.78	32.86	33.18	33.07	33.17	33.22	33.23
	850m 9:13.66	900m 9:47.00	950m 10:20.04	1000m 10:53.23	1050m 11:26.23	1100m 11:59.48	1150m 12:32.65	1200m 13:05.87
	33.28	33.34	33.04	33.19	33.00	33.25	33.17	33.22
	1250m 13:38.87	1300m 14:12.08	1350m 14:45.16	1400m 15:18.06	1450m 15:50.96			
	33.00	33.21	33.08	32.90	32.90	31.49		

<b>Legend:</b>	<b>AR</b> American Record	<b>CR</b> Championship Record	<b>R.T.</b> Reaction Time	<b>US</b> US Open Record
	<b>WJ</b> World Junior Record	<b>WR</b> World Record	♦ Junior swimmer	

Official Timekeeping by Omega





# 2021 Toyota U.S. Open Championships

Greensboro

December 1 - 4

**Event 121** 4 DEC 2021 - 7:23 PM

Women's 200m Backstroke

Final

## Results

Event Number 21

	Record	Splits			Name	NAT Code	Location	Date
<b>WR</b>	2:03.35	29.06	1:00.37	1:31.84	SMITH Regan	USA	Gwangju (KOR)	26 JUL 2019
<b>AR</b>	2:03.35	29.06	1:00.37	1:31.84	SMITH Regan	USA	Gwangju (KOR)	26 JUN 2019
<b>US</b>	2:05.68	29.74	1:01.15	1:33.24	FRANKLIN Missy	USA	Indianapolis, IN (USA)	26 JUN 2013
<b>CR</b>	2:08.42				McGREGORY Hayley	USA	Minneapolis, MN (USA)	30 JUL 2008
<b>WJ</b>	2:03.35	29.06	1:00.37	1:31.84	SMITH Regan	USA	Gwangju (KOR)	26 JUL 2019

### Final B

Rank	Lane	Name	Club Code	R.T.	50m	100m	150m	Time	Time Behind
1	3	<b>DUROCHER Jordan</b>	NCAP	0.61	(3) 31.92	(2) 1:05.81 33.89	(1) 1:40.70 34.89	<b>2:15.20</b>	
2	4	<b>ANDERSON Daisy</b>	PITT	0.61	(1) 31.36	(1) 1:05.78 34.42	(2) 1:41.20 35.42	<b>2:16.33</b>	1.13
3	6	<b>RODRIGUES Sarah</b>	NJBL	0.63	(4) 32.06	(4) 1:06.49 34.43	(3) 1:41.68 35.19	<b>2:16.35</b>	1.15
4	5	<b>MOSTEK Anya</b>	PAY	0.77	(2) 31.78	(3) 1:06.39 34.61	(4) 1:41.98 35.59	<b>2:16.75</b>	1.55
5	2	<b>FERGUSON Zuri</b>	ABF	0.61	(6) 32.46	(5) 1:07.31 34.85	(5) 1:42.14 34.83	<b>2:16.87</b>	1.67
6	7	<b>DUNCAN Sophie</b>	NCAP	0.75	(8) 33.11	(6) 1:07.36 34.25	(6) 1:42.22 34.86	<b>2:17.10</b>	1.90
7	1	<b>BARTHEL Alana</b>	UN-SI	0.60	(7) 32.68	(7) 1:07.57 34.89	(7) 1:42.59 35.02	<b>2:18.41</b>	3.21
8	8	<b>ISLETA Chloe</b>	UN-AZ	0.61	(5) 32.45	(8) 1:07.68 35.23	(8) 1:43.74 36.06	<b>2:20.10</b>	4.90

### Final A

Rank	Lane	Name	Club Code	R.T.	50m	100m	150m	Time	Time Behind
1	4	<b>SMITH Regan</b>	UN-PC	0.57	(1) 30.06	(1) 1:02.13 32.07	(1) 1:34.40 32.27	<b>2:07.09</b>	CR
2	5	<b>SMITH Leah</b>	TXLA	0.68	(5) 31.66	(2) 1:04.68 33.02	(2) 1:38.50 33.82	<b>2:11.26</b>	4.17
3	2	<b>PODKOSCIELNY Julia</b>	PCS	0.72	(3) 31.10	(4) 1:04.85 33.75	(5) 1:39.11 34.26	<b>2:12.42</b>	5.33
4	3	<b>ZAVAROS Rosie</b>	FLOR	0.64	(2) 30.97	(3) 1:04.78 33.81	(3) 1:38.52 33.74	<b>2:12.83</b>	5.74
5	6	<b>SMITH Summer</b>	TENN	0.72	(6) 31.74	(5) 1:04.95 33.21	(4) 1:38.87 33.92	<b>2:13.16</b>	6.07
6	7	<b>FARRIS Aislin</b>	ABF	0.65	(8) 31.90	(6) 1:05.25 33.35	(6) 1:39.90 34.65	<b>2:14.40</b>	7.31
7	8	<b>VARGA Ella</b>	UCSC	0.61	(4) 31.64	(7) 1:05.38 33.74	(7) 1:40.05 34.67	<b>2:14.57</b>	7.48
8	1	<b>THOMPSON Emily</b>	GSCY	0.58	(7) 31.75	(8) 1:05.94 34.19	(8) 1:41.05 35.11	<b>2:15.62</b>	8.53

Official Timekeeping by Omega





# 2021 Toyota U.S. Open Championships

Greensboro

December 1 - 4

**Event 121**

4 DEC 2021 - 7:23 PM

Women's 200m Backstroke

Final

## Results

Event Number 21

Final C

Rank	Lane	Name	Club Code	R.T.	50m	100m	150m	Time	Time Behind
1	4	CONZE Maren	NCAP	0.63	(2) 32.20	(2) 1:06.46 34.26	(1) 1:42.57 36.11	<b>2:18.72</b> 36.15	
2	6	CHASSER Caroline	BD	0.72	(5) 32.99	(3) 1:07.79 34.80	(3) 1:44.01 36.22	<b>2:19.79</b> 35.78	1.07
3	5	RONQUILLIO Madesyn	NEB	0.56	(1) 32.03	(1) 1:06.39 34.36	(2) 1:43.48 37.09	<b>2:21.63</b> 38.15	2.91
4	2	SANG Seoyeon	KOR	0.68	(3) 32.40	(4) 1:08.21 35.81	(4) 1:45.92 37.71	<b>2:23.70</b> 37.78	4.98
5	3	McNEIL Piper	AESC	0.68	(4) 32.44	(5) 1:08.47 36.03	(5) 1:45.95 37.48	<b>2:24.12</b> 38.17	5.40

### Legend:

<b>AR</b>	American Record	<b>CR</b>	Championship Record	<b>R.T.</b>	Reaction Time	<b>US</b>	US Open Record
<b>WJ</b>	World Junior Record	<b>WR</b>	World Record				

Official Timekeeping by Omega





# 2021 Toyota U.S. Open Championships

Greensboro

December 1 - 4

**Event 122** 4 DEC 2021 - 7:37 PM

Men's 200m Backstroke

Final

## Results

Event Number 22

	Record	Splits			Name	NAT Code	Location	Date
<b>WR</b>	1:51.92	26.52	54.90	1:23.30	PEIRSOL Aaron	USA	Rome (ITA)	31 JUL 2009
<b>AR</b>	1:51.92	26.52	54.90	1:23.30	PEIRSOL Aaron	USA	Rome (ITA)	31 JUL 2009
<b>US</b>	1:53.08	26.82	55.18	1:24.06	PEIRSOL Aaron	USA	Indianapolis, IN (USA)	11 JUL 2009
<b>CR</b>	1:54.59				THOMAN Nicholas	USA	Federal Way, WA (USA)	5 AUG 2009
<b>WJ</b>	1:55.14	26.99	56.14	1:25.97	KOLESNIKOV Kliment	RUS	Budapest (HUN)	28 JUL 2017

### Final B

Rank	Lane	Name	Club Code	R.T.	50m	100m	150m	Time	Time Behind
1	5	<b>VENTER Ian</b>	UN-US	0.52	(1) 29.03	(1) 1:00.08 31.05	(1) 1:31.55 31.47	<b>2:03.50</b>	
2	4	<b>LEE Eric</b>	SCAR	0.66	(5) 29.85	(4) 1:01.73 31.88	(2) 1:33.34 31.61	<b>2:04.40</b>	0.90
3	3	<b>RETTNER Paul</b>	UN-CA	0.74	(4) 29.71	(3) 1:01.45 31.74	(3) 1:33.40 31.95	<b>2:05.21</b>	1.71
4	2	<b>WHETSTINE Clayton</b>	CGBD	0.72	(3) 29.53	(5) 1:01.80 32.27	(4) 1:34.11 32.31	<b>2:06.64</b>	3.14
5	6	<b>LEE Nathan</b>	UN-SI	0.63	(2) 29.48	(2) 1:01.13 31.65	(5) 1:34.13 33.00	<b>2:06.72</b>	3.22
6	1	<b>BRODERICK Thomas</b>	UN-NC	0.58	(6) 30.33	(6) 1:02.63 32.30	(6) 1:36.01 33.38	<b>2:08.93</b>	5.43
7	8	<b>FARNEY Thomas</b>	NOVA	0.54	(8) 30.57	(8) 1:03.32 32.75	(7) 1:37.04 33.72	<b>2:10.03</b>	6.53
8	7	<b>YOO Kibeen</b>	KOR	0.60	(7) 30.44	(7) 1:03.25 32.81	(8) 1:37.66 34.41	<b>2:11.38</b>	7.88

### Final A

Rank	Lane	Name	Club Code	R.T.	50m	100m	150m	Time	Time Behind
1	8	<b>MAKRYGIANNIS Vaggelis</b>	UN-CA	0.64	(5) 28.63	(4) 59.42 30.79	(5) 1:30.51 31.09	<b>2:00.48</b>	
2	3	<b>NELSON Baylor</b>	MAC-NC	0.55	(7) 28.86	(6) 59.81 30.95	(4) 1:30.34 30.53	<b>2:00.85</b>	0.37
3	4	<b>STOKES Richie</b>	UCSC	0.59	(1) 28.01	(1) 58.40 30.39	(2) 1:30.09 31.69	<b>2:01.24</b>	0.76
4	2	<b>MORALES Yeziel</b>	AZFL	0.53	(2) 28.02	(2) 58.46 30.44	(1) 1:29.70 31.24	<b>2:01.29</b>	0.81
5	5	<b>MALDARI Caleb</b>	MAC-NC	0.65	(4) 28.62	(5) 59.57 30.95	(6) 1:30.82 31.25	<b>2:01.53</b>	1.05
6	7	<b>AIKINS Jack</b>	UVA	0.60	(3) 28.51	(3) 58.64 30.13	(3) 1:30.17 31.53	<b>2:02.42</b>	1.94
7	6	<b>KHIEW Hoe Yean</b>	MAS	0.63	(6) 28.71	(7) 59.84 31.13	(7) 1:32.39 32.55	<b>2:04.73</b>	4.25
	1	<b>HANNA Blake</b>	CATS					<b>DSQ</b>	

### Final C

Rank	Lane	Name	Club Code	R.T.	50m	100m	150m	Time	Time Behind
1	4	<b>GONZALEZ PINERO Joaquin</b>	FLOR	0.61	(1) 30.64	(1) 1:02.99 32.35	(1) 1:36.54 33.55	<b>2:09.82</b>	

<b>Legend:</b>	<b>AR</b> American Record	<b>CR</b> Championship Record	<b>DSQ</b> Disqualified	<b>R.T.</b> Reaction Time
	<b>US</b> US Open Record	<b>WJ</b> World Junior Record	<b>WR</b> World Record	

Official Timekeeping by Omega





# 2021 Toyota U.S. Open Championships

Greensboro

December 1 - 4

**Event 122** 4 DEC 2021 - 7:37 PM

Men's 200m Backstroke

Final

## Results

Event Number 22

Official Timekeeping by Omega





# 2021 Toyota U.S. Open Championships

Greensboro

December 1 - 4

**Event 123**

4 DEC 2021 - 7:51 PM

Women's 100m Freestyle

Final

## Results

Event Number 23

	Record	Split	Name	NAT Code	Location	Date
<b>WR</b>	51.71	24.83	SJOESTROEM Sarah	SWE	Budapest (HUN)	23 JUL 2017
<b>AR</b>	52.04	27.23	MANUEL Simone	USA	Budapest (HUN)	26 JUL 2019
<b>US</b>	52.54	25.62	MANUEL Simone	USA	Irvine, CA (USA)	25 JUL 2018
<b>CR</b>	53.42	25.98	BROWN Erika	USA	Atlanta, GA (USA)	7 DEC 2019
<b>WJ</b>	52.70	25.70	OLEKSIK Penny	USA	Rio de Janeiro (BRA)	11 AUG 2016

### Final B

Rank	Lane	Name	Club Code	R.T.	50m	Time	Time Behind
1	4	HUR Yeonkyung	KOR	0.73	(7) 27.80	<b>56.91</b> 29.11	
2	5	MELTON Kobie	UARK	0.68	(1) 27.14	<b>57.05</b> 29.91	0.14
3	3	HANSON Wyllo	CGBD	0.77	(2) 27.23	<b>57.10</b> 29.87	0.19
4	8	TYLER Ali	GMU	0.68	(6) 27.63	<b>57.34</b> 29.71	0.43
5	7	POPHAM Mikayla	CSUB	0.72	(4) 27.56	<b>57.40</b> 29.84	0.49
6	6	LOGAN Clare	UN-NJ	0.72	(3) 27.36	<b>57.45</b> 30.09	0.54
7	2	DOUTHWRIGHT Brooklyn	TENN	0.67	(8) 27.91	<b>58.27</b> 30.36	1.36
8	1	IVAN Teresa	UN-OH	0.77	(5) 27.62	<b>58.43</b> 30.81	1.52

### Final A

Rank	Lane	Name	Club Code	R.T.	50m	Time	Time Behind
1	4	COMERFORD Mallory	CARD	0.70	(1) 26.24	<b>54.74</b> 28.50	
2	5	OPENYSHEVA Arina	UOFL	0.66	(2) 26.38	<b>55.23</b> 28.85	0.49
3	3	SPINK Camille	NCAP	0.67	(3) 26.39	<b>55.44</b> 29.05	0.70
4	6	MROZINSKI Julia	TENN	0.68	(7) 27.22	<b>55.79</b> 28.57	1.05
5	8	CRONK Micayla	FLOR	0.67	(4) 26.62	<b>55.86</b> 29.24	1.12
6	1	BATES Talia	FLOR	0.73	(6) 27.16	<b>56.11</b> 28.95	1.37
7	2	SPADONI Marina	UN-FL	0.65	(5) 26.78	<b>56.44</b> 29.66	1.70
8	7	WELCH Ella	CARD	0.65	(8) 27.55	<b>56.90</b> 29.35	2.16

Official Timekeeping by Omega





# 2021 Toyota U.S. Open Championships

Greensboro

December 1 - 4

**Event 123**

4 DEC 2021 - 7:51 PM

Women's 100m Freestyle

Final

## Results

Event Number 23

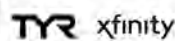
Final C

Rank	Lane	Name	Club Code	R.T.	50m	Time	Time Behind
1	4	HAEBIG Autumn	NEB	0.78	(5) 27.65	<b>56.81</b> 29.16	
2	5	KOTONEN Anna	UN-HI	0.72	(2) 27.33	<b>57.28</b> 29.95	0.47
3	3	GOLDING Kathleen	FLOR	0.74	(6) 27.79	<b>57.61</b> 29.82	0.80
4	7	COTHERN Bella	UARK	0.60	(1) 27.30	<b>57.66</b> 30.36	0.85
5	8	WALL Tatum	NCAP	0.78	(3) 27.43	<b>57.72</b> 30.29	0.91
6	6	MOSTEK Anya	PAY	0.78	(4) 27.62	<b>58.07</b> 30.45	1.26
7	1	HEO Minji	KOR	0.66	(7) 27.91	<b>58.23</b> 30.32	1.42
8	2	STONEBURG Blair	TCA	0.70	(8) 28.07	<b>58.46</b> 30.39	1.65

### Legend:

<b>AR</b>	American Record	<b>CR</b>	Championship Record	<b>R.T.</b>	Reaction Time	<b>US</b>	US Open Record
<b>WJ</b>	World Junior Record	<b>WR</b>	World Record				

Official Timekeeping by Omega





# 2021 Toyota U.S. Open Championships

Greensboro

December 1 - 4

**Event 124** 4 DEC 2021 - 8:03 PM

Men's 100m Freestyle

Final

## Results

Event Number 24

	Record	Split	Name	NAT Code	Location	Date
<b>WR</b>	46.91	22.17	CIELO Cesar	BRA	Rome (ITA)	30 JUL 2009
<b>AR</b>	46.96	22.29	DRESSEL Caeleb	USA	Budapest (HUN)	28 JUL 2019
<b>US</b>	47.39	22.49	HELD Ryan	USA	Stanford, CA (USA)	31 JUL 2019
<b>=US</b>	47.39	22.46	DRESSEL Caeleb	USA	Omaha, NE (USA)	17 JUN 2021
<b>CR</b>	47.69	23.06	APPLE Zach	USA	Atlanta, GA (USA)	7 DEC 2019
<b>WJ</b>	47.57	22.84	MINAKOV Andrei	RUS	Kazan (RUS)	30 OCT 2020

### Final B

Rank	Lane	Name	Club Code	R.T.	50m	Time	Time Behind
1	3	ANDREIS Sem	OSU	0.68	(2) 24.02	<b>50.45</b> 26.43	
2	1	STEWART Sam	CKS	0.65	(3) 24.54	<b>50.77</b> 26.23	0.32
3	2	CHANEY Adam	FLOR	0.64	(1) 23.89	<b>50.89</b> 27.00	0.44
4	4	CALKINS Stephen	UCSC	0.66	(=6) 24.74	<b>50.97</b> 26.23	0.52
5	6	FREEMAN Trey	FLOR	0.64	(=6) 24.74	<b>51.06</b> 26.32	0.61
6	5	BUREAU Lucas	HOKI	0.69	(8) 24.75	<b>51.21</b> 26.46	0.76
7	7	OLSEN-STAVRAKAS Kent	STAR	0.62	(5) 24.63	<b>51.28</b> 26.65	0.83
8	8	BOBAR Aleksa	UN-IL	0.67	(4) 24.55	<b>51.47</b> 26.92	1.02

### Final A

Rank	Lane	Name	Club Code	R.T.	50m	Time	Time Behind
1	4	BARNA Andrej	CARD	0.68	(1) 23.15	<b>48.44</b> 25.29	
2	5	BORGES Gus	PRVT	0.67	(3) 23.74	<b>49.40</b> 25.66	0.96
3	3	JACKSON Tate	NTRO	0.69	(4) 23.75	<b>49.52</b> 25.77	1.08
4	1	SAMUELS Brady	UN-IN	0.65	(6) 24.15	<b>49.89</b> 25.74	1.45
5	6	ACIN Nikola	UN-IN	0.68	(5) 23.93	<b>50.18</b> 26.25	1.74
6	2	FRIESE Eric	FLOR	0.66	(2) 23.30	<b>50.23</b> 26.93	1.79
7	7	FULLUM-HUOT Edouard	PCSC	0.66	(7) 24.19	<b>50.87</b> 26.68	2.43
8	8	KIM Minjoon	KOR	0.68	(8) 24.42	<b>50.90</b> 26.48	2.46

Official Timekeeping by Omega







# 2021 Toyota U.S. Open Championships

Greensboro

December 1 - 4

**Event 124**

4 DEC 2021 - 8:03 PM

Men's 100m Freestyle

Final

## Results

Event Number 24

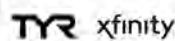
### Final C

Rank	Lane	Name	Club Code	R.T.	50m	Time	Time Behind
1	4	WEIGEL Isaac	UN-IA	0.59	(1) 24.92	<b>51.43</b> 26.51	
2	5	LEE Jihyeong	KOR	0.67	(2) 25.16	<b>52.74</b> 27.58	1.31
3	2	ABAQUETA Cam	MAC-NC	0.64	(3) 25.56	<b>53.25</b> 27.69	1.82
	3	BILLITTO Andrew	WFLA			<b>DNS</b>	
	6	MILLER Reid	MAC-NC			<b>DNS</b>	

#### Legend:

=	Equal rank	=	Equal record	<b>AR</b>	American Record	<b>CR</b>	Championship Record
<b>DNS</b>	Did Not Start	<b>R.T.</b>	Reaction Time	<b>US</b>	US Open Record	<b>WJ</b>	World Junior Record
<b>WR</b>	World Record						

Official Timekeeping by Omega





# 2021 Toyota U.S. Open Championships

Greensboro

December 1 - 4

**Event 125** 4 DEC 2021 - 8:15 PM

Women's 200m Breaststroke

Final

## Results

Event Number 25

	Record	Splits			Name	NAT Code	Location	Date
<b>WR</b>	2:18.95	31.64	1:07.06	1:42.48	SCHOENMAKER Tatjana	RSA	Tokyo (JPN)	30 JUL 2021
<b>AR</b>	2:19.59	32.49	1:08.10	1:43.95	SONI Rebecca	USA	London (GBR)	2 AUG 2012
<b>US</b>	2:20.38	31.78	1:06.82	1:43.13	SONI Rebecca	USA	Indianapolis, IN (USA)	11 JUL 2009
<b>CR</b>	2:22.00	32.76	1:09.30	1:45.87	ESCOBEDO Emily	USA	Atlanta, GA (USA)	7 DEC 2019
<b>WJ</b>	2:19.64	32.10	1:07.59	1:43.52	GUNES Viktoria	TUR	Singapore (SGP)	30 AUG 2015

### Final B

Rank	Lane	Name	Club Code	R.T.	50m	100m	150m	Time	Time Behind
1	7	JOYCE Genna	UN-VA	0.75	(5) 36.18	(3) 1:15.59 39.41	(2) 1:55.95 40.36	<b>2:36.19</b>	
2	3	KLAMFOTH Avery	MAC-NC	0.72	(3) 35.72	(4) 1:15.97 40.25	(3) 1:56.45 40.48	<b>2:36.97</b>	0.78
3	2	CLARK Brooke-Lynn	CGBD	0.70	(2) 35.57	(2) 1:15.50 39.93	(4) 1:56.54 41.04	<b>2:37.88</b>	1.69
4	4	PHEE Jinq En	MAS	0.75	(1) 34.23	(1) 1:13.48 39.25	(1) 1:55.78 42.30	<b>2:39.52</b>	3.33
5	6	BENNANI Sabrina	RMDA	0.70	(6) 36.37	(5) 1:16.23 39.86	(5) 1:57.55 41.32	<b>2:39.83</b>	3.64
6	1	STEIN Ella	NEB	0.69	(4) 35.92	(6) 1:16.95 41.03	(6) 1:57.90 40.95	<b>2:39.89</b>	3.70
7	5	GUSTAFSON Ava	RSC	0.69	(8) 37.20	(7) 1:17.66 40.46	(7) 1:59.32 41.66	<b>2:40.94</b>	4.75
8	8	BACH Hannah	OSU	0.68	(7) 37.06	(8) 1:18.80 41.74	(8) 2:01.38 42.58	<b>2:45.57</b>	9.38

### Final A

Rank	Lane	Name	Club Code	R.T.	50m	100m	150m	Time	Time Behind
1	4	KIM Ahryoung	KOR	0.68	(2) 34.23	(2) 1:12.38 38.15	(2) 1:51.23 38.85	<b>2:29.86</b>	
2	5	HAY Abby	UOFL	0.72	(1) 34.18	(1) 1:12.23 38.05	(1) 1:51.10 38.87	<b>2:30.51</b>	0.65
3	7	MATHIEU Tylor	FLOR	0.80	(6) 35.03	(5) 1:14.12 39.09	(4) 1:53.49 39.37	<b>2:32.73</b>	2.87
4	6	RAINEY Grace	MAC-NC	0.79	(3) 34.84	(4) 1:14.02 39.18	(5) 1:53.55 39.53	<b>2:33.21</b>	3.35
5	3	KANARY Karina	TXLA	0.75	(4) 34.92	(3) 1:13.58 38.66	(3) 1:53.38 39.80	<b>2:33.77</b>	3.91
6	2	PLAZA Sofia	MAC-NC	0.78	(8) 35.57	(7) 1:14.63 39.06	(6) 1:54.42 39.79	<b>2:34.65</b>	4.79
7	1	SMITH Ella	ABF	0.72	(5) 35.00	(6) 1:14.58 39.58	(7) 1:55.53 40.95	<b>2:38.31</b>	8.45
8	8	HALL Maia	NEB	0.94	(7) 35.10	(8) 1:14.95 39.85	(8) 1:55.97 41.02	<b>2:38.43</b>	8.57

Official Timekeeping by Omega





# 2021 Toyota U.S. Open Championships

Greensboro

December 1 - 4

**Event 125** 4 DEC 2021 - 8:15 PM

Women's 200m Breaststroke

Final

## Results

Event Number 25

Final C

Rank	Lane	Name	Club Code	R.T.	50m	100m	150m	Time	Time Behind
1	5	KANTNER Emily	NOVA	0.81	(2) 36.38	(2) 1:17.88 41.50	(2) 2:00.20 42.32	<b>2:41.78</b> 41.58	
2	4	RANDBY Jojo	NEB	0.70	(1) 35.89	(1) 1:15.97 40.08	(1) 1:58.54 42.57	<b>2:42.11</b> 43.57	0.33
3	3	CLABEAUX Jacquee	GMU	0.65	(4) 37.53	(4) 1:19.74 42.21	(4) 2:03.04 43.30	<b>2:45.81</b> 42.77	4.03
4	6	NEWMAN Anna	UN-NC	0.71	(3) 36.83	(3) 1:18.50 41.67	(3) 2:02.43 43.93	<b>2:47.56</b> 45.13	5.78

**Legend:**

<b>AR</b>	American Record	<b>CR</b>	Championship Record	<b>R.T.</b>	Reaction Time	<b>US</b>	US Open Record
<b>WJ</b>	World Junior Record	<b>WR</b>	World Record				

Official Timekeeping by Omega





# 2021 Toyota U.S. Open Championships

Greensboro

December 1 - 4

**Event 126** 4 DEC 2021 - 8:30 PM

Men's 200m Breaststroke

Final

## Results

Event Number 26

	Record	Splits		Name	NAT Code	Location	Date
<b>WR</b>	2:06.12	29.73	1:02.22	1:34.23	CHUPKOV Anton	RUS Gwangju (KOR)	26 JUL 2019
<b>AR</b>	2:07.17	29.21	1:01.67	1:34.19	PRENOT Josh	USA Omaha, NE (USA)	30 JUN 2016
<b>US</b>	2:07.17	29.21	1:01.67	1:34.19	PRENOT Josh	USA Omaha, NE (USA)	30 JUN 2016
<b>CR</b>	2:09.67	29.34	1:02.67	1:36.00	MILLER Cody	USA Atlanta, GA (USA)	7 DEC 2019
<b>WJ</b>	2:09.39	29.58	1:02.58	1:35.92	QIN Haiyang	CHN Budapest (HUN)	27 JUL 2017

### Final B

Rank	Lane	Name	Club Code	R.T.	50m	100m	150m	Time	Time Behind
1	4	MAHABIR Nicholas	CSTE	0.65	(1) 30.80	(1) 1:05.88 35.08	(2) 1:41.77 35.89	<b>2:18.67</b> 36.90	
2	5	CHEN Jerry	PITT	0.75	(3) 31.42	(2) 1:06.00 34.58	(1) 1:41.73 35.73	<b>2:18.81</b> 37.08	0.14
3	6	GARNER Jed	RMSC	0.68	(5) 31.99	(4) 1:07.73 35.74	(4) 1:44.24 36.51	<b>2:21.02</b> 36.78	2.35
=4	3	FRICK Evan	UN-MA	0.67	(7) 32.61	(7) 1:08.39 35.78	(5) 1:44.87 36.48	<b>2:22.09</b> 37.22	3.42
=4	8	PUSATERI Luke	UN-SI	0.76	(2) 31.25	(3) 1:07.18 35.93	(3) 1:43.73 36.55	<b>2:22.09</b> 38.36	3.42
6	7	KELLY Jordan	NCAP	0.65	(4) 31.69	(6) 1:08.23 36.54	(7) 1:45.68 37.45	<b>2:22.82</b> 37.14	4.15
7	2	SEIDEL Max	CSTE	0.68	(6) 32.19	(5) 1:08.12 35.93	(6) 1:45.25 37.13	<b>2:23.33</b> 38.08	4.66
	1	ANBAR Kalen	NCY					<b>DSQ</b>	

### Final A

Rank	Lane	Name	Club Code	R.T.	50m	100m	150m	Time	Time Behind
1	4	FISCHER Brandon	UN-PC	0.74	(3) 30.51	(1) 1:04.10 33.59	(1) 1:38.49 34.39	<b>2:13.21</b> 34.72	
2	6	RACHED WINDMULLER Raphael	FLOR	0.72	(2) 30.50	(4) 1:05.08 34.58	(2) 1:39.94 34.86	<b>2:15.92</b> 35.98	2.71
3	5	MOK Marcus	UN-IL	0.73	(4) 30.68	(2) 1:04.97 34.29	(3) 1:40.14 35.17	<b>2:16.80</b> 36.66	3.59
4	2	LUCKY Matthew	UN-NC	0.61	(5) 30.81	(5) 1:05.20 34.39	(4) 1:41.33 36.13	<b>2:17.97</b> 36.64	4.76
5	3	STEELE Matt	UN-GA	0.73	(1) 30.33	(3) 1:05.02 34.69	(5) 1:41.36 36.34	<b>2:18.69</b> 37.33	5.48
6	7	DELMAR Ben	MAC-NC	0.70	(8) 31.80	(7) 1:07.43 35.63	(6) 1:43.50 36.07	<b>2:19.74</b> 36.24	6.53
7	8	KROLL Matthew	MAC-NC	0.69	(6) 31.48	(8) 1:07.93 36.45	(7) 1:44.28 36.35	<b>2:21.34</b> 37.06	8.13
8	1	PARK Soo Hwan	KOR	0.65	(7) 31.68	(6) 1:07.11 35.43	(8) 1:45.41 38.30	<b>2:22.40</b> 36.99	9.19

Official Timekeeping by Omega





# 2021 Toyota U.S. Open Championships

Greensboro

December 1 - 4

**Event 126**

4 DEC 2021 - 8:30 PM

Men's 200m Breaststroke

Final

## Results

Event Number 26

Final C

Rank	Lane	Name	Club Code	R.T.	50m	100m	150m	Time	Time Behind
1	4	HILDESHEIM Ethan	UN-SI	0.66	(1) 32.00	(1) 1:07.67 35.67	(1) 1:45.02 37.35	<b>2:24.24</b> 39.22	
2	5	TENPAS Will	UN-NC	0.71	(4) 33.04	(3) 1:09.40 36.36	(4) 1:47.89 38.49	<b>2:25.76</b> 37.87	1.52
3	6	NETON Jack	UN-PN	0.70	(2) 32.11	(2) 1:08.14 36.03	(2) 1:46.65 38.51	<b>2:26.44</b> 39.79	2.20
4	3	CAPLES Devyn	PLS	0.73	(3) 32.96	(4) 1:09.61 36.65	(3) 1:47.56 37.95	<b>2:26.59</b> 39.03	2.35

### Legend:

<b>AR</b>	American Record	<b>CR</b>	Championship Record	<b>DSQ</b>	Disqualified	<b>R.T.</b>	Reaction Time
<b>US</b>	US Open Record	<b>WJ</b>	World Junior Record	<b>WR</b>	World Record		

Official Timekeeping by Omega





# 2021 Toyota U.S. Open Championships

Greensboro

December 1 - 4

**Event 127** 4 DEC 2021 - 8:44 PM

Women's 200m Butterfly

Final

## Results

Event Number 27

	Record	Splits			Name	NAT Code	Location	Date
<b>WR</b>	2:01.81	27.19	58.08	1:30.20	LIU Zige	CHN	Jinan (CHN)	21 OCT 2009
<b>AR</b>	2:04.14	28.79	1:00.57	1:32.49	MOHLER Mary	USA	Roma (ITA)	29 JUL 2009
<b>US</b>	2:05.85	28.28	59.98	1:32.73	FLICKINGER Hali	USA	Omaha, NE (USA)	17 JUN 2021
<b>CR</b>	2:07.20				O'NEILL Susan	AUS	San Antonio, TX (USA)	4 DEC 1999
<b>WJ</b>	2:06.29	28.57	1:00.42	1:32.93	HASEGAWA Suzuka	JPN	Aichi (JPN)	13 APR 2017

### Final B

Rank	Lane	Name	Club Code	R.T.	50m	100m	150m	Time	Time Behind
1	4	FORRESTER Kathryn	MAC	0.73	(1) 29.42	(1) 1:03.37 33.95	(1) 1:38.18 34.81	<b>2:13.82</b> 35.64	
2	5	STOTT Shannon	NEB	0.73	(5) 30.17	(5) 1:04.33 34.16	(2) 1:39.33 35.00	<b>2:15.29</b> 35.96	1.47
3	6	WHITE Katie	ABF	0.76	(7) 30.61	(4) 1:04.27 33.66	(3) 1:39.41 35.14	<b>2:16.06</b> 36.65	2.24
4	2	THOMPSON Emily	GSCY	0.67	(6) 30.33	(6) 1:04.62 34.29	(5) 1:39.99 35.37	<b>2:16.44</b> 36.45	2.62
5	8	HAN Kayla	RMDA	0.70	(8) 30.72	(8) 1:05.39 34.67	(7) 1:40.56 35.17	<b>2:16.80</b> 36.24	2.98
6	3	LEKO Mia	UN-CT	0.75	(2) 29.84	(2) 1:03.61 33.77	(4) 1:39.75 36.14	<b>2:17.48</b> 37.73	3.66
7	1	TANKARD Kyleigh	CGBD	0.73	(3) 29.90	(3) 1:04.22 34.32	(6) 1:40.00 35.78	<b>2:18.19</b> 38.19	4.37
8	7	AVILA Julimar	AZFL	0.69	(4) 30.10	(7) 1:04.82 34.72	(8) 1:41.55 36.73	<b>2:19.31</b> 37.76	5.49

### Final A

Rank	Lane	Name	Club Code	R.T.	50m	100m	150m	Time	Time Behind
1	3	SMITH Regan	UN-PC	0.71	(1) 29.19	(1) 1:02.36 33.17	(1) 1:36.44 34.08	<b>2:10.58</b> 34.14	
2	4	GINGRICH Leah	HURR	0.73	(4) 29.86	(2) 1:03.44 33.58	(2) 1:37.43 33.99	<b>2:11.02</b> 33.59	0.44
3	5	RAY Amanda	FLOR	0.74	(6) 29.99	(4) 1:03.97 33.98	(3) 1:37.62 33.65	<b>2:11.51</b> 33.89	0.93
=4	6	ZAVAROS Mabel	FLOR	0.69	(7) 30.14	(7) 1:04.31 34.17	(5) 1:38.62 34.31	<b>2:14.32</b> 35.70	3.74
=4	8	SUN Eleanor	NCAP	0.75	(3) 29.68	(5) 1:04.02 34.34	(6) 1:39.19 35.17	<b>2:14.32</b> 35.13	3.74
6	2	JANSEN Ella	ESWI	0.77	(2) 29.67	(3) 1:03.47 33.80	(4) 1:38.26 34.79	<b>2:15.22</b> 36.96	4.64
7	7	SMITH Summer	TENN	0.73	(8) 30.26	(8) 1:04.34 34.08	(7) 1:39.61 35.27	<b>2:15.51</b> 35.90	4.93
8	1	SMITH Leah	TXLA	0.72	(5) 29.90	(6) 1:04.26 34.36	(8) 1:39.68 35.42	<b>2:15.70</b> 36.02	5.12

Official Timekeeping by Omega





# 2021 Toyota U.S. Open Championships

Greensboro

December 1 - 4

**Event 127** 4 DEC 2021 - 8:44 PM

Women's 200m Butterfly

Final

## Results

Event Number 27

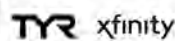
### Final C

Rank	Lane	Name	Club Code	R.T.	50m	100m	150m	Time	Time Behind
1	3	AHN Yoojin	KOR	0.72	(1) 29.91	(1) 1:04.63 34.72	(1) 1:40.15 35.52	<b>2:17.24</b> 37.09	
2	6	LU Sydney	PLS	0.67	(=5) 30.83	(5) 1:05.82 34.99	(3) 1:42.16 36.34	<b>2:18.79</b> 36.63	1.55
3	5	CAMISA Eleonora	UARK	0.73	(4) 30.60	(3) 1:05.57 34.97	(2) 1:42.02 36.45	<b>2:19.22</b> 37.20	1.98
4	2	STOLBERG Emma	MAC-NC	0.83	(3) 30.46	(2) 1:05.38 34.92	(4) 1:42.85 37.47	<b>2:21.19</b> 38.34	3.95
5	7	CHO Katie	UN-SI	0.75	(7) 31.99	(7) 1:07.52 35.53	(5) 1:43.36 35.84	<b>2:21.51</b> 38.15	4.27
6	1	KLAMFOTH Avery	MAC-NC	0.74	(=5) 30.83	(6) 1:06.81 35.98	(7) 1:44.34 37.53	<b>2:22.27</b> 37.93	5.03
7	4	van JAARSVELD Marizel	UN-IN	0.65	(2) 30.43	(4) 1:05.67 35.24	(6) 1:43.44 37.77	<b>2:24.12</b> 40.68	6.88
	8	STEEN Audrey	DUQU					<b>DNS</b>	

### Legend:

=	Equal rank	<b>AR</b>	American Record	<b>CR</b>	Championship Record	<b>DNS</b>	Did Not Start
R.T.	Reaction Time	<b>US</b>	US Open Record	<b>WJ</b>	World Junior Record	<b>WR</b>	World Record

Official Timekeeping by Omega





# 2021 Toyota U.S. Open Championships

Greensboro

December 1 - 4

**Event 128** 4 DEC 2021 - 8:58 PM

Men's 200m Butterfly

Final

## Results

Event Number 28

	Record	Splits		Name	NAT Code	Location	Date
<b>WR</b>	1:50.73	24.66	52.88	1:21.57	MILAK Kristof	HUN Gwangju (KOR)	24 JUL 2019
<b>AR</b>	1:51.51	24.76	52.88	1:21.93	PHELPS Michael	USA Roma (ITA)	29 JUL 2009
<b>US</b>	1:52.20	25.47	53.75	1:23.04	PHELPS Michael	USA Omaha, NE (USA)	2 JUL 2008
<b>CR</b>	1:55.60	25.82	55.05	1:24.83	URLANDO Luca	USA Atlanta, GA (USA)	7 DEC 2019
<b>WJ</b>	1:53.79	24.69	53.24	1:22.71	MILAK Kristof	HUN Taipei (THA)	30 JUN 2017

### Final B

Rank	Lane	Name	Club Code	R.T.	50m	100m	150m	Time	Time Behind
1	5	<b>NOSACK Diego</b>	THSC	0.68	(3) 27.50	(4) 59.45 31.95	(1) 1:30.58 31.13	<b>2:02.90</b>	
2	4	<b>PARENT Josh</b>	ABF	0.68	(4) 27.88	(3) 59.39 31.51	(3) 1:31.92 32.53	<b>2:04.66</b>	1.76
3	2	<b>BERMUDEZ Simon</b>	NCAP	0.61	(5) 27.90	(5) 59.76 31.86	(5) 1:32.74 32.98	<b>2:06.30</b>	3.40
4	3	<b>GUSTAFSON Chachi</b>	OSU	0.66	(2) 27.15	(1) 58.46 31.31	(2) 1:31.38 32.92	<b>2:06.83</b>	3.93
5	7	<b>HENKEL Bryce</b>	UN-NE	0.66	(1) 27.11	(2) 58.83 31.72	(4) 1:32.26 33.43	<b>2:07.07</b>	4.17
6	6	<b>POPLAWSKI Richard</b>	SCAR	0.70	(6) 28.36	(6) 1:00.81 32.45	(6) 1:34.88 34.07	<b>2:10.09</b>	7.19

### Final A

Rank	Lane	Name	Club Code	R.T.	50m	100m	150m	Time	Time Behind
1	4	<b>KIM Minseop</b>	KOR	0.66	(3) 27.03	(4) 58.23 31.20	(4) 1:29.03 30.80	<b>1:59.30</b>	
2	5	<b>HWANGBO Junheon</b>	KOR	0.69	(2) 26.39	(2) 57.35 30.96	(1) 1:27.86 30.51	<b>1:59.33</b>	0.03
3	6	<b>HEILMAN Thomas</b>	CA-Y	0.70	(4) 27.11	(3) 57.89 30.78	(3) 1:28.85 30.96	<b>1:59.87</b>	0.57
4	2	<b>CRAWFORD Jace</b>	FLOR	0.68	(8) 27.78	(5) 58.51 30.73	(5) 1:29.83 31.32	<b>2:00.10</b>	0.80
5	3	<b>GENTRY Landon</b>	NCAP	0.72	(1) 25.97	(1) 56.46 30.49	(2) 1:28.15 31.69	<b>2:02.29</b>	2.99
6	1	<b>ZUCKER Logan</b>	MAC-NC	0.66	(6) 27.43	(7) 58.85 31.42	(7) 1:30.60 31.75	<b>2:02.88</b>	3.58
7	8	<b>GONZALEZ PINERO Joaquin</b>	FLOR	0.65	(7) 27.46	(8) 59.08 31.62	(8) 1:30.69 31.61	<b>2:02.98</b>	3.68
8	7	<b>WARD Zach</b>	BKYS	0.76	(5) 27.34	(6) 58.55 31.21	(6) 1:30.58 32.03	<b>2:03.25</b>	3.95

### Legend:

<b>AR</b>	American Record	<b>CR</b>	Championship Record	<b>R.T.</b>	Reaction Time	<b>US</b>	US Open Record
<b>WJ</b>	World Junior Record	<b>WR</b>	World Record				

Official Timekeeping by Omega







# 2021 Toyota U.S. Open Championships

Greensboro

December 1 - 4

Swimming

## Records Set by Event

As of SAT 4 DEC 2021

Event		Name	Club Code	Time	Record Type
Women's 200m Freestyle	Heat 3	LEDECKY Katie	USA	1:56.06	CR
	Final	LEDECKY Katie	USA	1:55.47	CR
Women's 400m Freestyle	Final	LEDECKY Katie	USA	4:00.51	CR
Women's 800m Freestyle	Heat 1	LEDECKY Katie	USA	8:12.81	CR
Women's 200m Backstroke	Final A	SMITH Regan	USA	2:07.09	CR

**Legend:**

**CR** Championship Record

Official Timekeeping by Omega





# 2021 Toyota U.S. Open Championships

Greensboro

December 1 - 4

Swimming

## Records Set by Record Type

As of SAT 4 DEC 2021

### CHAMPIONSHIP RECORD

Total number of Championship Records set: 5

Event		Name	Club Code	Time	Date
Women's 200m Freestyle	Heat 3	LEDECKY Katie	USA	1:56.06	3 DEC
	Final	LEDECKY Katie	USA	1:55.47	3 DEC
Women's 400m Freestyle	Final	LEDECKY Katie	USA	4:00.51	2 DEC
Women's 800m Freestyle	Heat 1	LEDECKY Katie	USA	8:12.81	1 DEC
Women's 200m Backstroke	Final A	SMITH Regan	USA	2:07.09	4 DEC

Official Timekeeping by Omega





# 2021 Toyota U.S. Open Championships

Greensboro

December 1 - 4

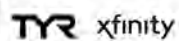
Swimming

## Records Set by Date

As of SAT 4 DEC 2021

Date	Event		Name	Club Code	Time	Record Type
1 DEC	Women's 800m Freestyle	Heat 1	LEDECKY Katie	USA	8:12.81	Championship
2 DEC	Women's 400m Freestyle	Final	LEDECKY Katie	USA	4:00.51	Championship
3 DEC	Women's 200m Freestyle	Heat 3	LEDECKY Katie	USA	1:56.06	Championship
		Final	LEDECKY Katie	USA	1:55.47	Championship
4 DEC	Women's 200m Backstroke	Final A	SMITH Regan	USA	2:07.09	Championship

Official Timekeeping by Omega





# 2021 Toyota U.S. Open Championships

Greensboro

December 1 - 4

Swimming

## Medallists by Event

As of SAT 4 DEC 2021 at 21:28  
After 27 of 28 Events

Event	Date	Medal	Name	Club Code
Women's 200m Butterfly	4 DEC 2021	GOLD	SMITH Regan	UN-PC
		SILVER	GINGRICH Leah	HURR
		BRONZE	RAY Amanda	FLOR
Men's 200m Breaststroke	4 DEC 2021	GOLD	FISCHER Brandon	UN-PC
		SILVER	RACHED WINDMULLER Raphael	FLOR
		BRONZE	MOK Marcus	UN-IL
Women's 200m Breaststroke	4 DEC 2021	GOLD	KIM Ahryoung	KOR
		SILVER	HAY Abby	UOFL
		BRONZE	MATHIEU Tylor	FLOR
Men's 100m Freestyle	4 DEC 2021	GOLD	BARNA Andrej	CARD
		SILVER	BORGES Gus	PRVT
		BRONZE	JACKSON Tate	NTRO
Women's 100m Freestyle	4 DEC 2021	GOLD	COMERFORD Mallory	CARD
		SILVER	OPENYSHEVA Arina	UOFL
		BRONZE	SPINK Camille	NCAP
Men's 200m Backstroke	4 DEC 2021	GOLD	MAKRYGIANNIS Vaggelis	UN-CA
		SILVER	NELSON Baylor	MAC-NC
		BRONZE	STOKES Richie	UCSC
Women's 200m Backstroke	4 DEC 2021	GOLD	SMITH Regan	UN-PC
		SILVER	SMITH Leah	TXLA
		BRONZE	PODKOSCIELNY Julia	PCS
Women's 1500m Freestyle	4 DEC 2021	GOLD	LEDECKY Katie	UN-FL
		SILVER	SCHMIDT Sierra	SAC
		BRONZE	BAUER Elise	FLOR
Men's 1500m Freestyle	4 DEC 2021	GOLD	FINKE Bobby	FLOR
		SILVER	CLARK Charlie	OSU
		BRONZE	FREEMAN Trey	FLOR
Men's 100m Backstroke	3 DEC 2021	GOLD	MAKRYGIANNIS Vaggelis	UN-CA
		SILVER	STEWART Sam	CKS
		BRONZE	CHANEY Adam	FLOR
Women's 100m Backstroke	3 DEC 2021	GOLD	SMITH Regan	UN-PC
		SILVER	MELTON Kobie	UARK
		BRONZE	MOSTEK Anya	PAY
Men's 100m Breaststroke	3 DEC 2021	GOLD	MIKUTA Reid	AU-SE
		SILVER	NICHOLS Noah	UVA
		BRONZE	FISCHER Brandon	UN-PC
Women's 100m Breaststroke	3 DEC 2021	GOLD	BACH Hannah	OSU
		SILVER	PHEE Jinq En	MAS
		SILVER	MATHIEU Tylor	FLOR
Men's 200m Freestyle	3 DEC 2021	GOLD	FREEMAN Trey	FLOR
		SILVER	KHIEW Hoe Yean	MAS
		BRONZE	LINDHOLM Oskar	FLOR
Women's 200m Freestyle	3 DEC 2021	GOLD	LEDECKY Katie	UN-FL
		SILVER	GEMMELL Erin	NCAP
		BRONZE	MROZINSKI Julia	TENN
Men's 100m Butterfly	3 DEC 2021	GOLD	FRIESE Eric	FLOR
		SILVER	HEILMAN Thomas	CA-Y
		BRONZE	MOUSSALEM AMARAL Iago	UN-IN

Official Timekeeping by Omega





# 2021 Toyota U.S. Open Championships

Greensboro

December 1 - 4

Swimming

## Medallists by Event

As of SAT 4 DEC 2021 at 21:28  
After 27 of 28 Events

Event	Date	Medal	Name	Club Code
Women's 100m Butterfly	3 DEC 2021	GOLD	ZAVAROS Mabel	FLOR
		SILVER	D'ARCY Autumn	CSUB
		BRONZE	LU Sydney	PLS
Men's 400m Individual Medley	3 DEC 2021	GOLD	FINKE Bobby	FLOR
		SILVER	NELSON Baylor	MAC-NC
		BRONZE	GAGNE Collyn	SFU
Women's 400m Individual Medley	3 DEC 2021	GOLD	SMITH Leah	TXLA
		SILVER	PODKOSCIELNY Julia	PCS
		BRONZE	JANSEN Ella	ESWI
Men's 50m Freestyle	2 DEC 2021	GOLD	FRATUS Bruno	CSSC
		SILVER	CHANEY Adam	FLOR
		BRONZE	BARNA Andrej	CARD
Women's 50m Freestyle	2 DEC 2021	GOLD	COMERFORD Mallory	CARD
		SILVER	OPENYSHEVA Arina	UOFL
		BRONZE	SPINK Camille	NCAP
Men's 200m Individual Medley	2 DEC 2021	GOLD	NELSON Baylor	MAC-NC
		SILVER	GAGNE Collyn	SFU
		BRONZE	GONZALEZ PINERO Joaquin	FLOR
Women's 200m Individual Medley	2 DEC 2021	GOLD	SMITH Leah	TXLA
		SILVER	SMITH Summer	TENN
		BRONZE	HAY Abby	UOFL
Men's 400m Freestyle	2 DEC 2021	GOLD	FREEMAN Trey	FLOR
		SILVER	KHIEW Hoe Yean	MAS
		BRONZE	FINKE Bobby	FLOR
Women's 400m Freestyle	2 DEC 2021	GOLD	LEDECKY Katie	UN-FL
		SILVER	GEMMELL Erin	NCAP
		BRONZE	SCHMIDT Sierra	SAC
Men's 800m Freestyle	1 DEC 2021	GOLD	FINKE Bobby	FLOR
		SILVER	CLARK Charlie	OSU
		BRONZE	CAMBLONG Tommy-Lee	UN-AZ
Women's 800m Freestyle	1 DEC 2021	GOLD	LEDECKY Katie	UN-FL
		SILVER	SMITH Leah	TXLA
		BRONZE	SCHMIDT Sierra	SAC

Official Timekeeping by Omega

